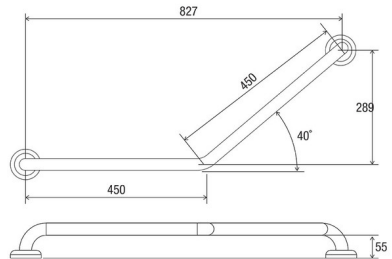


# Washroom Accessories


## Angled Grab Rails



CF-045-SS

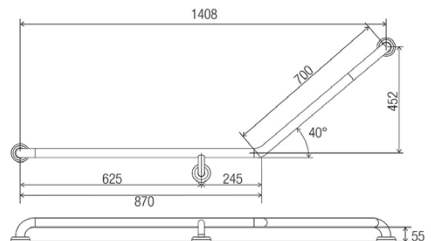


CF-045-SS (left hand shown)




CF-877-LH-SS

CF-877-RH-SS



CF-877-LH-SS / CF-877-RH-SS (left hand shown)

- 32mm diameter x 1.2mm thickness
- 78mm clam flange
- 304 grade stainless steel
- Satin finish
- Other sizes available upon request



All grab rails are manufactured to comply with clause 17 of AS 1428.1-2009 for design and construction. For horizontal fixing of grab rails, mount 800 mm to 820 mm above floor level.