



3monkeez
Ph: 02 9627 6111
www.3monkeez.com.au

MODEL: SSBW-40

RECOMMENDED INSTALLATION PROCEDURE

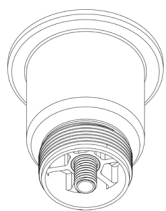


FIG 1

a) Make sure both top and bottom surfaces around the outlet of the sink are clean

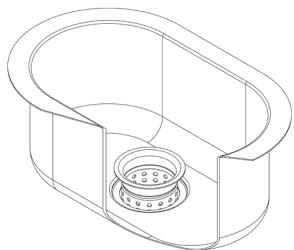


FIG 2

b) Remove the plug and basket from the body of the Scraptrap. Unscrew the centre bolt in the middle of the scraptrap with the allen key provided.

c) Apply a bead of silicone to the recess of the outlet and around the flange of the Scraptrap. Place fixed basket through the 40mm sink outlet as shown in Fig 2

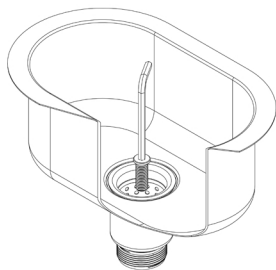


FIG 3

d) Hold main body of the scraptrap under the 40mm outlet, screw the centre bolt through the fixed basket into the main body from the top of the sink. Tighten with Allen key provided as shown in Fig 3.

Do not over-tighten!

Maximum recommended torque is 10 Nm.

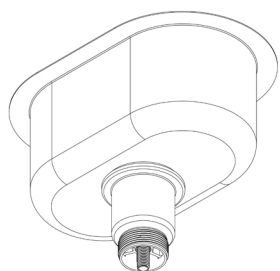


FIG 4

e) Connect 40mm trap to AS/NZS 3500 Standard.

f) Place basket back inside body so that the lip sits on top of the ridge approximately 15mm down from the top.