



Commercial Tapware

3monkeez®
innovate. create. deliver.



2024

3monkeez®

www.3monkeez.com.au
sales@3monkeez.com.au

3monkeez[®]

MISSION STATEMENT

Put people first. Build a great product.
Reinvent industry expectations.

At 3monkeez, we understand that building a great quality and reliable product is only part of the story.

We provide an experience for our customers that exceeds expectations and makes us a trusted supplier of commercial plumbing and catering products across Australia. By putting people first our highly trained team can not only provide the right product and support, they also work closely with our customers to build long-lasting and rewarding relationships.

Through our commitment to manufacturing exceptional products and offering an unmatched experience for our customers we always strive to exceed and reinvent customer expectations when it comes to dealing with 3monkeez.

GUARDIAN[®]
TAPWARE



GUARDIAN[®]
ZERO TOUCH



People are at the centre of everything we do. We provide industry leading customer service with a highly trained team of professionals available across Australia.



As a supplier of commercial stainless steel products for over 30 years the quality of our products matter to us. Our products will always provide creative and reliable solutions.



We are committed to providing innovative solutions that exceed customer expectations through our customer service, products, resources and unbeatable delivery times.

GUARDIAN[®] TAPWARE



ZERO TOUCH RANGE

Hygienic solutions available now

Scan the QR code to learn more



Timed Sensor Compact Bubbler

T-3MSS-BUBCSB

T-3MSS-BUBCSM

- Battery operated or mains powered
- Infrared 6 second timed sensor
- Includes flexi hose – ½" FI BSP
- Full stainless steel construction
- WELS 6 Star 2.5LPM
- Working pressure range 150kPa-500kPa
- Maximum operating temperature 40 degrees

Suitable for bars, cafés, restaurants, shopping centres, airports and more.



Wall Mounted Infrared Sensor Tap

T-3MSS-WMSTB

- Battery operated
- Infrared sensor
- Full stainless steel construction
- Working pressure range 150kPa-500kPa
- WELS 6 Star 3.5LPM
- Maximum operating temperature 50 degrees
- All in one, no external parts



sales@3monkeez.com.au
02 9627 6111

3monkeez[®]
innovate. create. deliver.

www.3monkeez.com.au

The Stainless Steel Advantage

Contents

Clean-A-Jet® Range

Bench Mount Pre-Rinse Units	9-20
Wall Mount Pre-Rinse Units	21-32

Guardian Tapware® Range

Bench Mount Body with Standard Spout	34-37
Wall Mount Body with Standard Spout	38-41
Bench Mount Body with Gooseneck Swivel Spout	42-44
Wall Mount Body with Gooseneck Swivel Spout	45-47
Cleaners Sink Exposed Wall Mount Body with Fixed Spout and Wall Bracket	48
Cleaners Sink Concealed Wall Mount Spout with Wall Stops and Wall Bracket	49
Single Bench Mounted Pot and Kettle Filler	50
Single Wall Mounted Pot and Kettle Filler	51
Stainless Steel Sink and Basin Mixers	52-56
Stainless Steel In Wall Mixer	57
Stainless Steel Lever Handle In Wall Mixer	58
Wall Mounted Shower Rose	59

Zero Touch Range, Bib and Pillar Taps

Bench Mount Infrared Sensor Tap	61
Gooseneck Bench Mounted Sensor Tap	62
Wall Mounted Infrared Sensor Tap	63
Pillar Tap with Bench Mount Sensor	64
Pillar Tap with Wall Mount Sensor	65

Lever Handle Pillar Tap	66
Push Button Pillar Tap	67
Bib Tap with Bench Mount Sensor	68
Bib Tap with Wall Mount Sensor	69
Lever Handle Bib Tap	70
Push Button Bib Tap	71

Guardian Tapware® | Bubblers and Bottle Filler Range

45 Degree Metal Mouthguard Range	72-76
45 Degree Silicone Mouthguard Range	77-81
Wall Mount Silicone Mouthguard Range	82-86
Compact Bubblers	86-89
Wall & Bench Mount Bottle Fillers	90-98

Commercial range

Knee & Foot Valves	99-103
Cleaners Sink Tap Set	104
Hot Wash Reel & Trigger Valve	105
Glass and Jug Rinsers	106-110

Tapware Accessories and Spare Parts

Pre-Rinse Sub Assemblies	112-115
Bench Mount Tap Bodies	116-117
Wall Mount Tap Bodies	118-119
Wall Elbow & Bench Outlet	120
Lever Handle Top Assembly	121

The Stainless Steel Advantage

Contents *continued*

Cross Handle Top Assembly	122	Mixer Parts	131
Pot Filler & Risers	123	Top Assembly parts	132
Pre-Rinse Accessories	124	Pillar and Bib Tap Spare Parts	133
Pre-Rinse Hoses & Adaptors	125	Compact Bubbler Spare Parts	134
Tap Body Accessories	126	Bubbler and Bottle Filler Spare Parts	135-136
Trigger Valve & Handle	127	Conversion Kits for Bench and Wall Mount Taps	137-138
Straight Spouts	128	Sensor Tap Spare Parts	139
Goose Neck Spouts	129		
Cleaner Sink Spouts and Accessories	130		



Premium Quality

To ensure 3monkeez® tapware withstands the rigors of any commercial application, our Guardian Tapware® and Clean-A-Jet® range of products are manufactured from 100% stainless steel (S/S).

The clean, attractive appearance and premium qualities of stainless steel protect your health and the environment, making it ideally suited to modern fit-outs to provide a lifetime of satisfaction.



ZERO LEAD CONTAMINATION

Water quality not compromised.



NO GRIME BUILD-UP

Waterways remain clean and the quality and taste of the water is not distorted.



SMOOTH FINISH

Stainless steel provides an easy to clean surface and prevents the build-up of bacteria.



HIGHLY DURABLE

Strong material reducing the occurrence of dents and bends.



SMALL FOOTPRINT

Stainless steel is 100% recyclable.

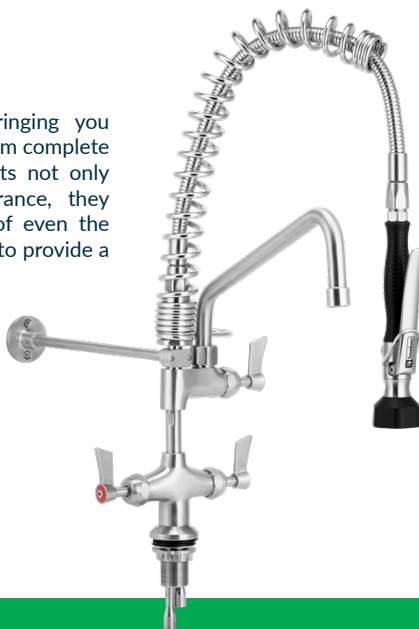
Commercial Tapware



CLEANAJET®
STAINLESS STEEL

Pre-Rinse Units

3monkeez® is committed to bringing you products that last. Constructed from complete stainless steel, our Pre-Rinse units not only have a clean, attractive appearance, they are able to meet the demands of even the toughest commercial applications to provide a lifetime of satisfaction.



**FIRST IN FULL STAINLESS STEEL*
WITH PREMIUM 2 YEAR ONSITE WARRANTY**

Designed, fully assembled and individually bench tested in Australia.



* All rubber components on our stainless steel products are nitrile butadiene rubber.

Variable Spray Gun

Equipped with our unique variable spray gun, making it easy to adjust the intensity of the spray, 3monkeez® pre-rinse units also offer versatility and adaptability, being the highest quality tapware solution available.



3monkeez.com.au



REIMAGINED PRE-RINSE UNIT AND SPRAY GUN

We have reimagined our trusted Pre-Rinse Units to provide a new and improved design that adapts to you and your needs. Equipped with an updated variable spray gun and fitted with a redesigned hose optimised to withstand rigorous commercial settings, this is the highest quality tapware solution available.

INTUITIVE DESIGN

A carefully considered design positions the new lock and trigger for natural movement and comfort.

ERGONOMIC GRIP

The reinvented handle fits to the shape of your hand and has added ridges for a comfortable and solid grip.

VARIABLE SPRAY

A spray setting that adapts to you. Switch from a chisel jet to a shower spray with ease.

FULLY ASSEMBLED

Individually bench tested and ready to install.



Commercial Tapware



CLEANJET®
STAINLESS STEEL

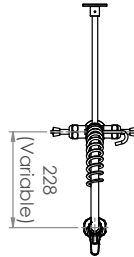
Dual Bench Mount Pre-Rinse Unit

T-3M53007

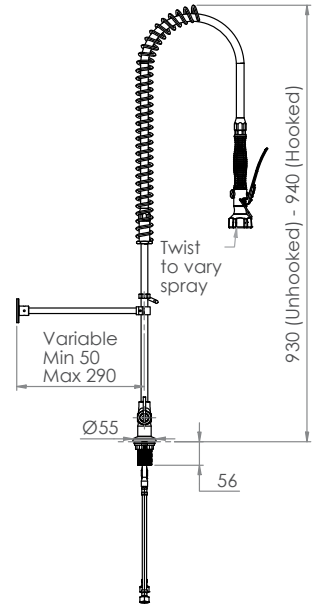
- Full S/S construction
- Equipped with a water saving 6 star 4.5LPM variable trigger valve
- Fully assembled and bench tested, with a unique traceable serial number
- Working pressure range 150kPa-500kPa
- Maximum operating temperature 80 degrees



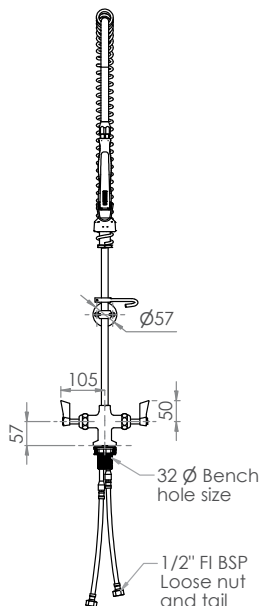
Top



Side



Front



Commercial Tapware



CLEANAJET®
STAINLESS STEEL

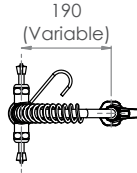
Compact Dual Bench Mount Pre-Rinse Unit



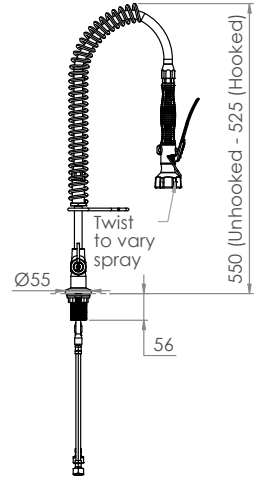
T-3M53007-C

- Full S/S construction
- Compact model designed for applications where space saving is a priority
- Equipped with a water saving 6 star 4.5LPM variable trigger valve
- Wall bracket included
- Fully assembled and bench tested, with a unique traceable serial number
- Working pressure range 150kPa-500kPa
- Maximum operating temperature 80 degrees

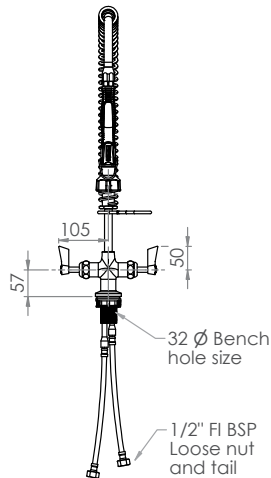
Top



Side



Front



Commercial Tapware



CLEANJET®
STAINLESS STEEL

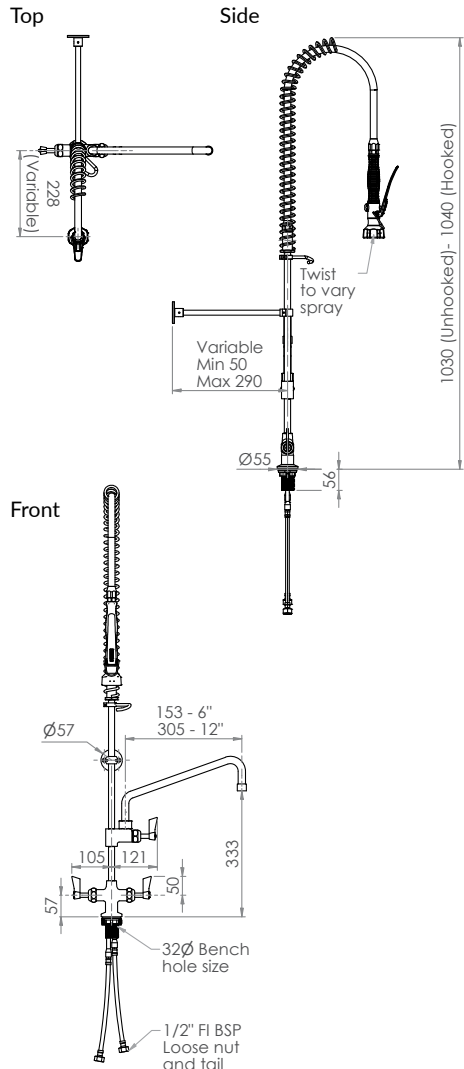
Dual Bench Mount Pre-Rinse Unit with Pot Filler



T-3M53015 – 6" pot filler

T-3M53058 – 12" pot filler

- Full S/S construction
- Equipped with a water saving 6 star 4.5LPM variable trigger valve
- Available with 6" or 12" pot filler – 4 star 7.5LPM
- Fully assembled and bench tested, with a unique traceable serial number
- Working pressure range 150kPa-500kPa
- Maximum operating temperature 80 degrees



Commercial Tapware



CLEANAJET®
STAINLESS STEEL

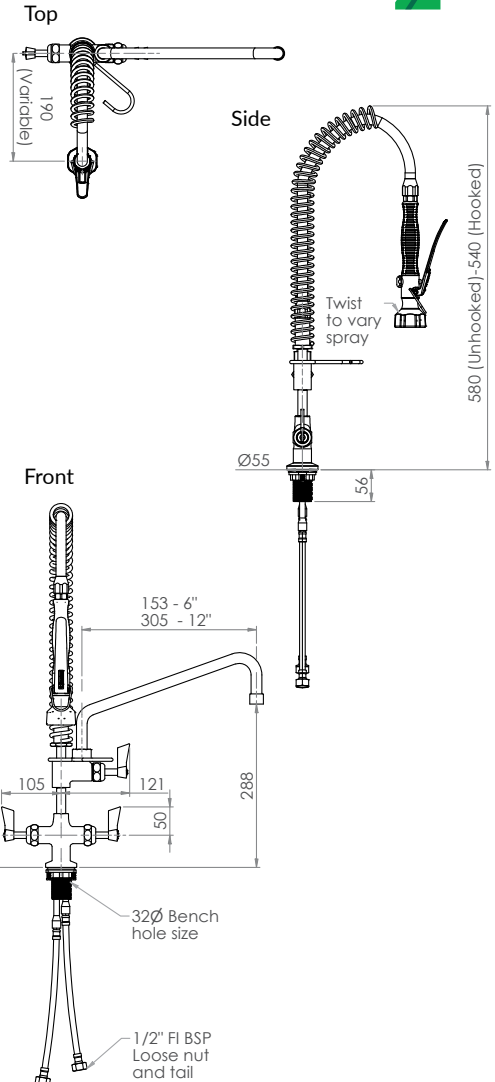
Compact Dual Bench Mount Pre-Rinse with Pot Filler



T-3M53015-C – 6" pot filler

T-3M53058-C – 12" pot filler

- Full S/S construction
- Compact model designed for applications where space saving is a priority
- Equipped with a water saving 6 star 4.5LPM variable trigger valve
- Wall bracket included
- Available with 6" or 12" pot filler – 4 star 7.5LPM
- Fully assembled and bench tested, with a unique traceable serial number
- Working pressure range 150kPa-500kPa
- Maximum operating temperature 80 degrees



Commercial Tapware



CLEANJET®
STAINLESS STEEL

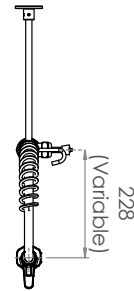
Single Bench Mount Pre-Rinse Unit

T-3M53100

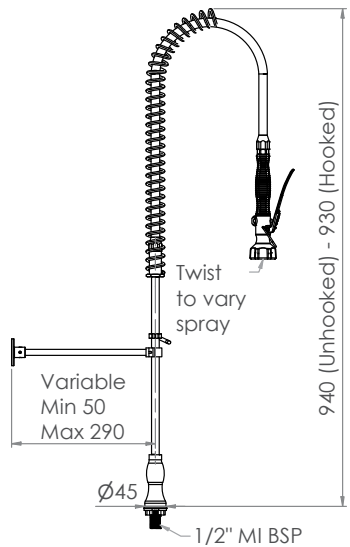
- Full S/S construction
- Single control tap for single temperature, cold or pre-mixed water
- Equipped with a water saving 6 star 4.5LPM variable trigger valve
- Fully assembled and bench tested, with a unique traceable serial number
- Working pressure range 150kPa-500kPa
- Maximum operating temperature 80 degrees



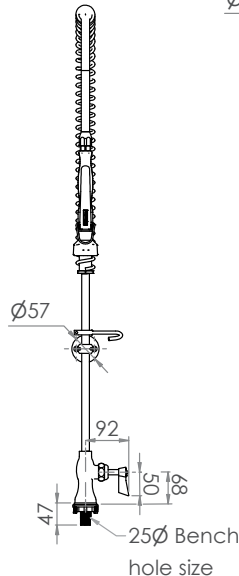
Top



Side



Front



Commercial Tapware



CLEANAJET®
STAINLESS STEEL

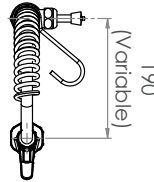
Compact Single Bench Mount Pre-Rinse Unit



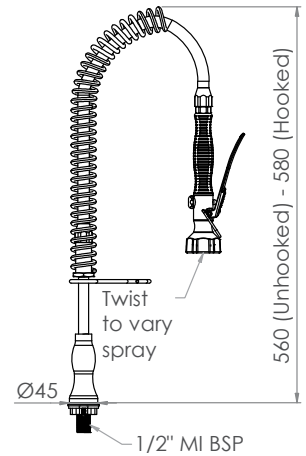
T-3M53100-C

- Full S/S construction
- Single control tap for single temperature, cold or pre-mixed water
- Compact model designed for applications where space saving is a priority
- Equipped with a water saving 6 star 4.5LPM variable trigger valve
- Wall bracket included
- Fully assembled and bench tested, with a unique traceable serial number
- Working pressure range 150kPa-500kPa
- Maximum operating temperature 80 degrees

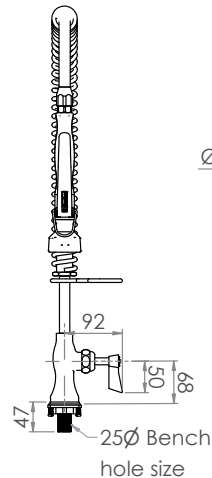
Top



Side



Front



Commercial Tapware



CLEANJET®
STAINLESS STEEL

Single Bench Mount Pre-Rinse Unit with Pot Filler

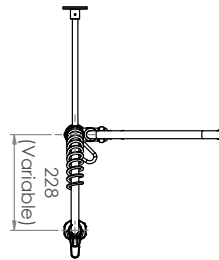
T-3M53106 – 6" pot filler

T-3M53112 – 12" pot filler

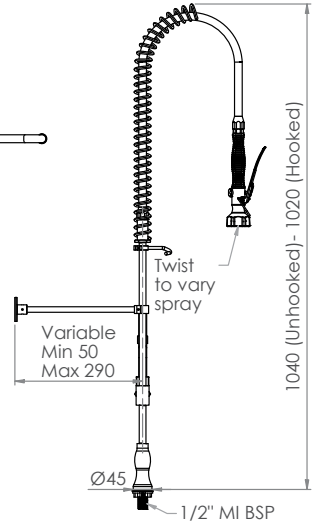
- Full S/S construction
- Single control tap for single temperature, cold or pre-mixed water
- Equipped with a water saving 6 star 4.5LPM variable trigger valve
- Available with 6" or 12" pot filler – 4 star 7.5LPM
- Fully assembled and bench tested, with a unique traceable serial number
- Working pressure range 150kPa-500kPa
- Maximum operating temperature 80 degrees



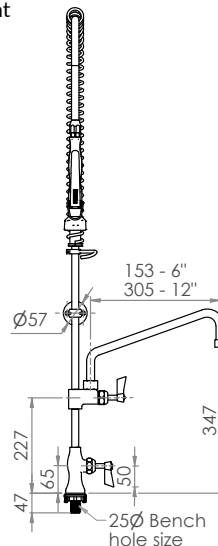
Top



Side



Front



Commercial Tapware



CLEANAJET®
STAINLESS STEEL

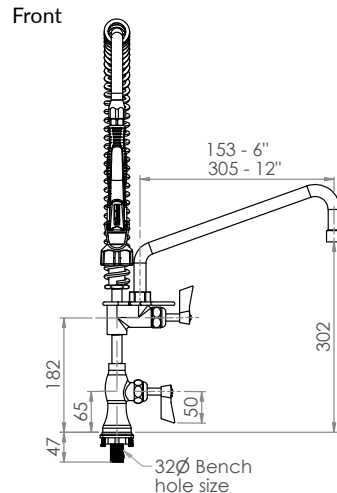
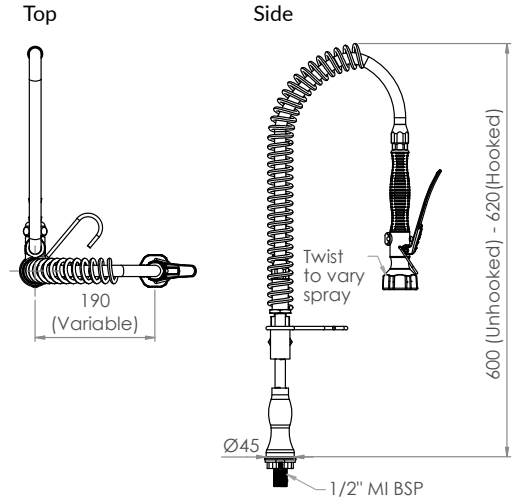
Compact Single Bench Mount Pre-Rinse Unit with Pot Filler



T-3M53106-C – 6" pot filler

T-3M53112-C – 12" pot filler

- Full S/S construction
- Single control tap for single temperature, cold or pre-mixed water
- Compact model designed for applications where space saving is a priority
- Equipped with a water saving 6 star 4.5LPM variable trigger valve
- Wall bracket included
- Available with 6" or 12" pot filler – 4 star 7.5LPM
- Fully assembled and bench tested, with a unique traceable serial number
- Working pressure range 150kPa-500kPa
- Maximum operating temperature 80 degrees



Commercial Tapware



CLEANAJET®
STAINLESS STEEL

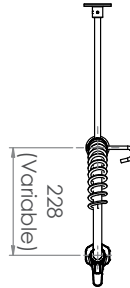
Bench Mount (No Stops) Pre-Rinse Unit

T-3M53200

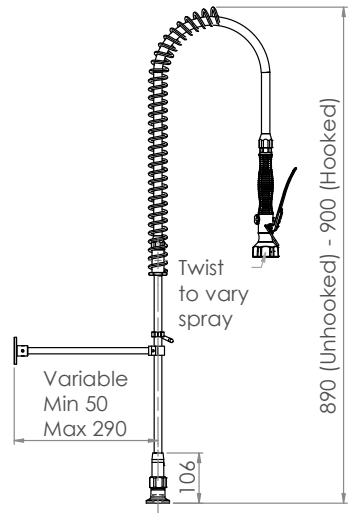
- Full S/S construction
- Equipped with a water saving 6 star 4.5LPM variable trigger valve
- Fully assembled and bench tested, with a unique traceable serial number
- Working pressure range 150kPa-500kPa
- Maximum operating temperature 80 degrees



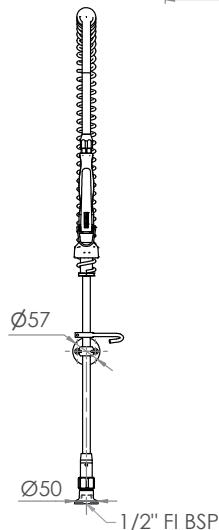
Top



Side



Front



Commercial Tapware



CLEANJET®
STAINLESS STEEL

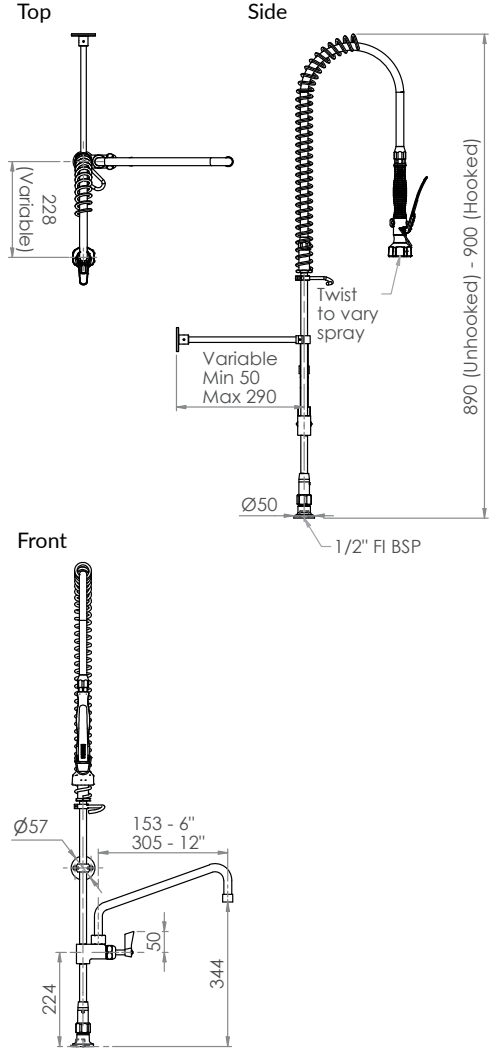
Bench Mount (No Stops) Pre-Rinse Unit with Pot Filler



T-3M53206 – 6" pot filler

T-3M53212 – 12" pot filler

- Full S/S construction
- Equipped with a water saving 6 star 4.5LPM variable trigger valve
- Available with 6" or 12" pot filler – 4 star 7.5LPM
- Fully assembled and bench tested, with a unique traceable serial number
- Working pressure range 150kPa-500kPa
- Maximum operating temperature 80 degrees



Commercial Tapware



CLEANAJET®
STAINLESS STEEL

Dual Bench Mount Pre Rinse Unit with Line Retractor

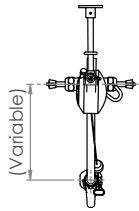


T-3M53500

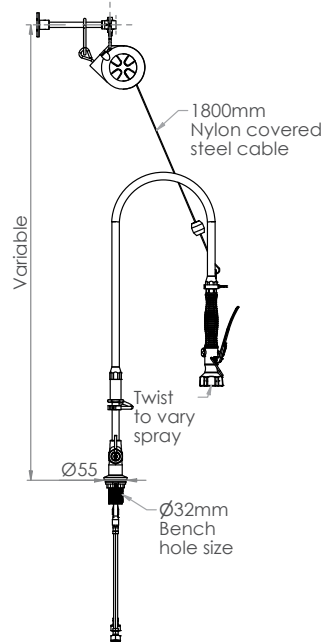
- Full S/S construction
- Comes complete with a line retractor, with 1800mm cable
- Equipped with a water saving 6 star 4.5LPM variable trigger valve
- Fully assembled and bench tested, with a unique traceable serial number
- Working pressure range 150kPa-500kPa
- Maximum operating temperature 80 degrees



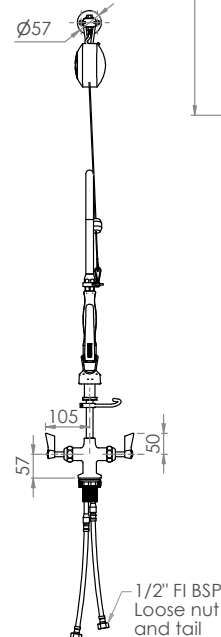
Top



Side



Front



Commercial Tapware



CLEANAJET®
STAINLESS STEEL

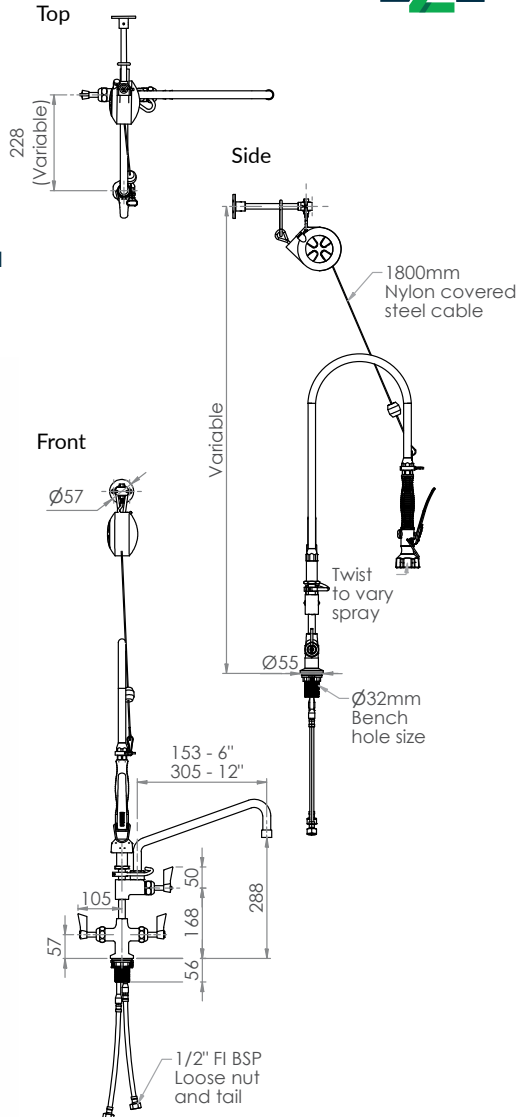
Dual Bench Pre Rinse Unit with Line Retractor and Pot Filler



T-3M53506 – 6" pot filler

T-3M53512 – 12" pot filler

- Full S/S construction
- Comes complete with a line retractor, with 1800mm cable
- Equipped with a water saving 6 star 4.5LPM variable trigger valve
- Available with 6" or 12" pot filler – 4 star 7.5LPM
- Fully assembled and bench tested, with a unique traceable serial number
- Working pressure range 150kPa-500kPa
- Maximum operating temperature 80 degrees



Commercial Tapware



CLEANJET®
STAINLESS STEEL

Exposed Wall Mount Pre-Rinse Unit

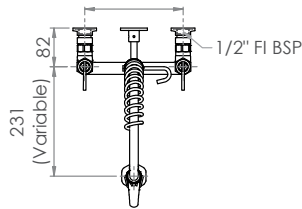
T-3M53430

- Full S/S construction
- Equipped with a water saving 6 star 4.5LPM variable trigger valve
- Fully assembled and bench tested, with a unique traceable serial number
- Working pressure range 150kPa-500kPa
- Maximum operating temperature 80 degrees

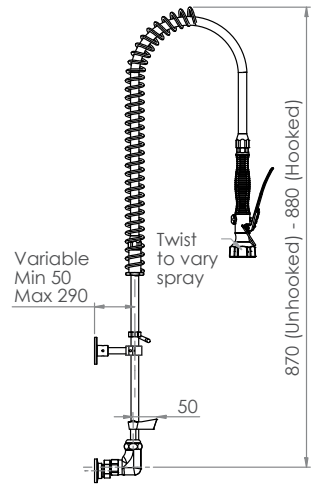


Top

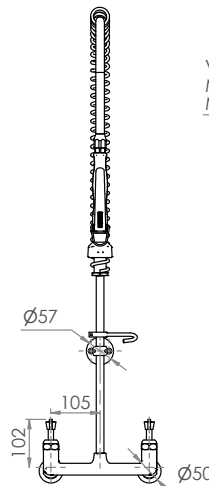
Set-Out 205 Centres
Min 195 - Max 215



Side



Front



Commercial Tapware



CLEANAJET®
STAINLESS STEEL

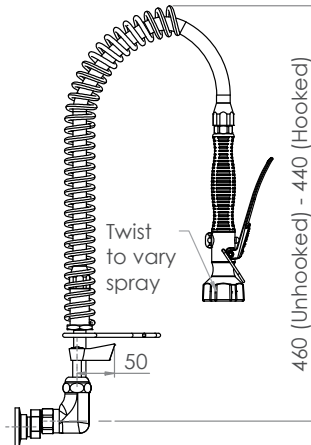
Compact Exposed Wall Mount Pre-Rinse Unit



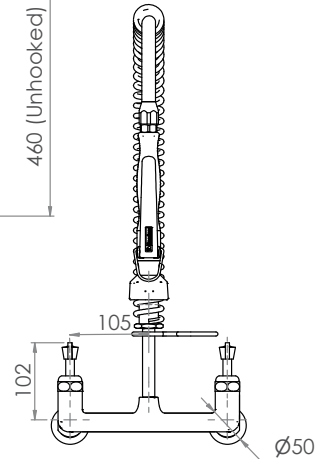
T-3M53430-C

- Full S/S construction
- Compact model designed for applications where space saving is a priority
- Equipped with a water saving 6 star 4.5LPM variable trigger valve
- Wall bracket included
- Fully assembled and bench tested, with a unique traceable serial number
- Working pressure range 150kPa-500kPa
- Maximum operating temperature 80 degrees

Side

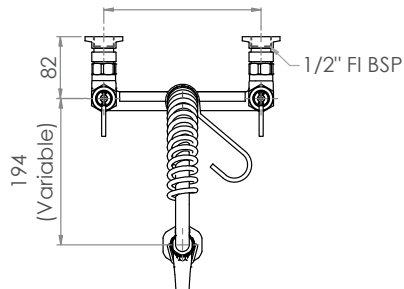


Front



Top

Set-Out 205 Centres
Min 195 - Max 215



Commercial Tapware



CLEANJET®
STAINLESS STEEL

Exposed Wall Mount Pre-Rinse Unit with Pot Filler



T-3M53449 – 6" pot filler

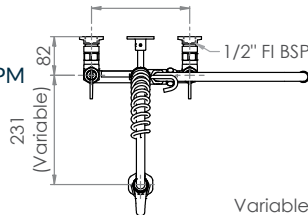
T-3M53473 – 12" pot filler

- Full S/S construction
- Equipped with a water saving 6 star 4.5LPM variable trigger valve
- Available with 6" or 12" pot filler – 4 star 7.5LPM
- Fully assembled and bench tested, with a unique traceable serial number
- Working pressure range 150kPa-500kPa
- Maximum operating temperature 80 degrees

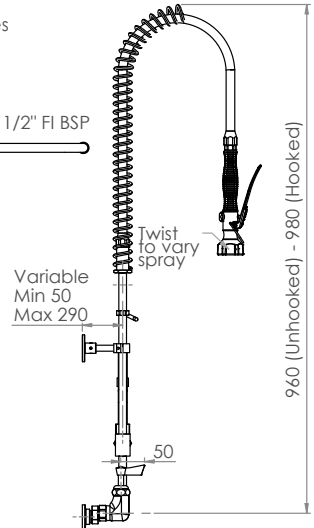


Top

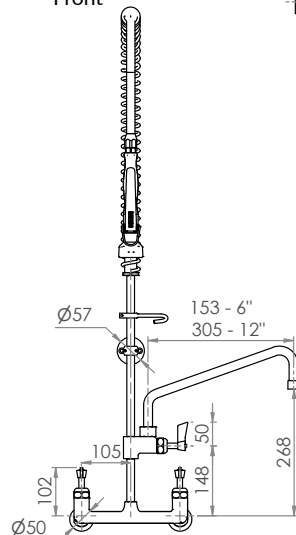
Set-Out 205 Centres
Min 195 - Max 215



Side



Front



Commercial Tapware



CLEANAJET®
STAINLESS STEEL

Compact Exposed Wall Mount Pre-Rinse Unit with Pot Filler



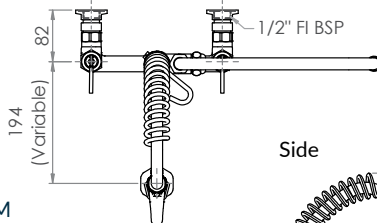
T-3M53449-C – 6" pot filler

T-3M53473-C – 12" pot filler

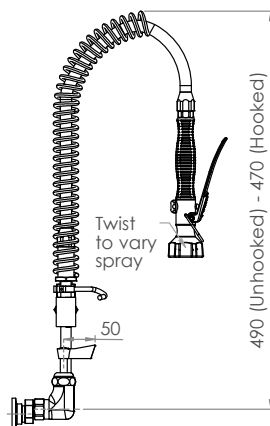
- Full S/S construction
- Compact model designed for applications where space saving is a priority
- Equipped with a water saving 6 star 4.5LPM variable trigger valve
- Wall bracket included
- Available with 6" or 12" pot filler – 4 star 7.5LPM
- Fully assembled and bench tested, with a unique traceable serial number
- Working pressure range 150kPa-500kPa
- Maximum operating temperature 80 degrees

Top

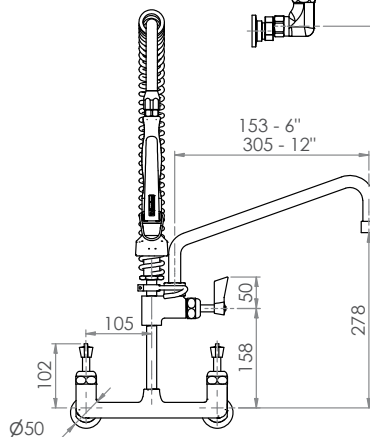
Set-Out 205
Min 195 - Max 215



Side



Front



Commercial Tapware

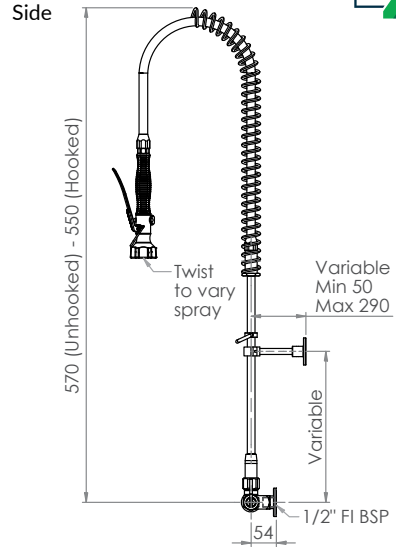


CLEANJET®
STAINLESS STEEL

Single Wall Mount Pre-Rinse Unit

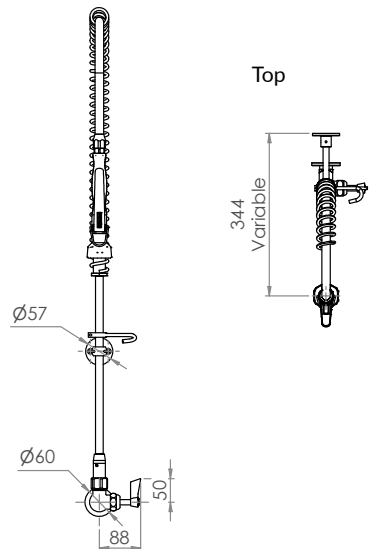
T-3M53700

- Full S/S construction
- Single control tap for single temperature, cold or pre-mixed water
- Equipped with a water saving 6 star 4.5LPM variable trigger valve
- Fully assembled and bench tested, with a unique traceable serial number
- Working pressure range 150kPa-500kPa
- Maximum operating temperature 80 degrees



Front

Top



Commercial Tapware



CLEANAJET®
STAINLESS STEEL

Compact Single Wall Mount Pre-Rinse Unit

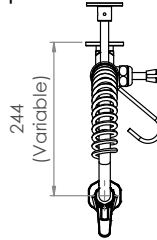


T-3M53700-C

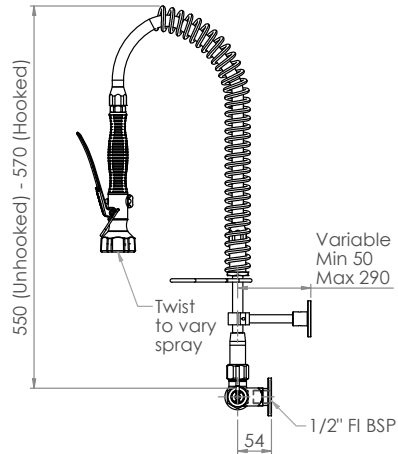
- Full S/S construction
- Single control tap for single temperature, cold or pre-mixed water
- Equipped with a water saving 6 star 4.5LPM variable trigger valve
- Compact model designed for applications where space saving is a priority
- Wall bracket included
- Fully assembled and bench tested, with a unique traceable serial number
- Working pressure range 150kPa-500kPa
- Maximum operating temperature 80 degrees



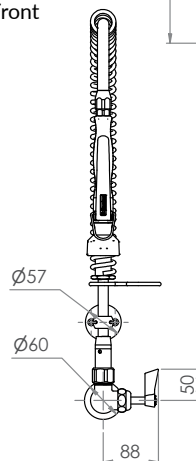
Top



Side



Front



Commercial Tapware



CLEANAJET®
STAINLESS STEEL

Single Wall Mount Pre-Rinse Unit with Pot Filler

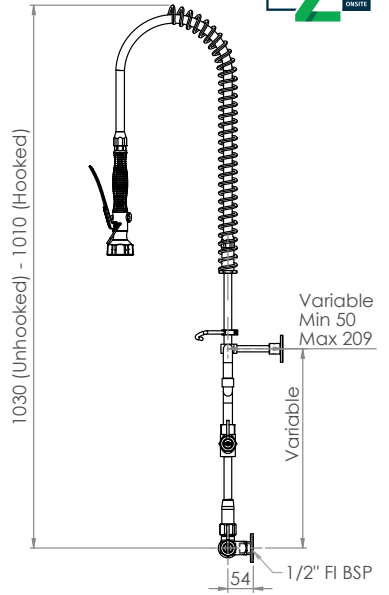
T-3M53706 – 6" pot filler

T-3M53712 – 12" pot filler

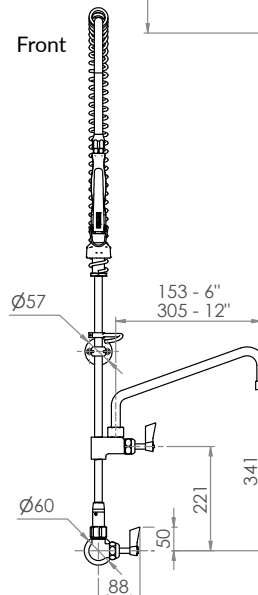
- Full S/S construction
- Single control tap for single temperature, cold or pre-mixed water
- Equipped with a water saving 6 star 4.5LPM variable trigger valve
- Available with 6" or 12" pot filler – 4 star 7.5LPM
- Fully assembled and bench tested, with a unique traceable serial number
- Working pressure range 150kPa-500kPa
- Maximum operating temperature 80 degrees



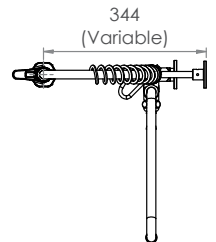
Side



Front



Top



Commercial Tapware



CLEANJET®
STAINLESS STEEL

Compact Single Wall Mount Pre-Rinse Unit with Pot Filler



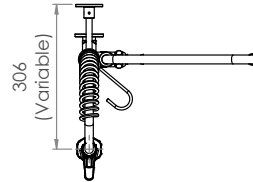
T-3M53706-C – 6" pot filler

T-3M53712-C – 12" pot filler

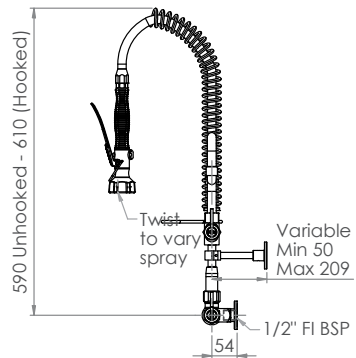
- Full S/S construction
- Single control tap for single temperature, cold or pre-mixed water
- Equipped with a water saving 6 star 4.5LPM variable trigger valve
- Compact model designed for applications where space saving is a priority
- Wall bracket included
- Available with 6" or 12" pot filler – 4 star 7.5LPM
- Fully assembled and bench tested, with a unique traceable serial number
- Working pressure range 150kPa-500kPa
- Maximum operating temperature 80 degrees



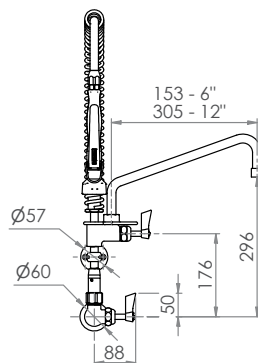
Top



Side



Front



Commercial Tapware



CLEANJET®
STAINLESS STEEL

Wall Stops & Elbow Pre-Rinse Unit

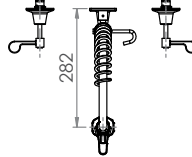
T-3M53810

- Full S/S construction
- Wall elbow and lever handle wall top assemblies, ¼ turn ceramic disc. Stainless steel outer with brass internals to suit concealed breech
- Equipped with a water saving 6 star 4.5LPM variable trigger valve
- Fully assembled and bench tested, with a unique traceable serial number
- Working pressure range 150kPa-500kPa
- Maximum operating temperature 80 degrees

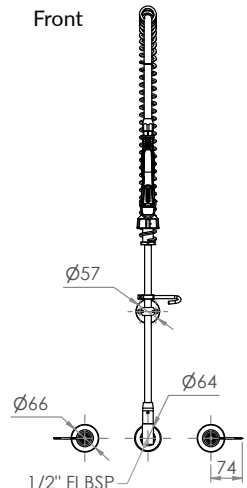


Top

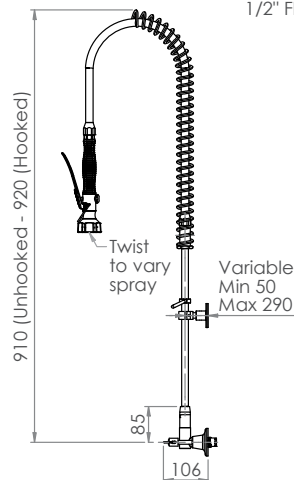
Variable
Dependent on breech used
(breech not supplied)



Front



Side



3monkeez.com.au

Compact Wall Stops & Elbow Pre-Rinse Unit

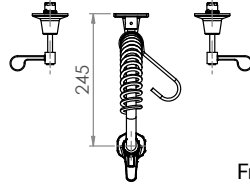


T-3M53810-C

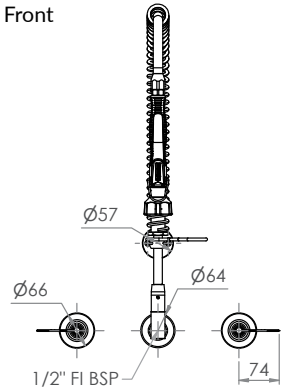
- Full S/S construction
- Compact model designed for applications where space saving is a priority
- Wall elbow and lever handle wall top assemblies, ¼ turn ceramic disc. Stainless steel outer with brass internals to suit concealed breach
- Equipped with a water saving 6 star 4.5LPM variable trigger valve
- Wall bracket included
- Fully assembled and bench tested, with a unique traceable serial number
- Working pressure range 150kPa-500kPa
- Maximum operating temperature 80 degrees

Top

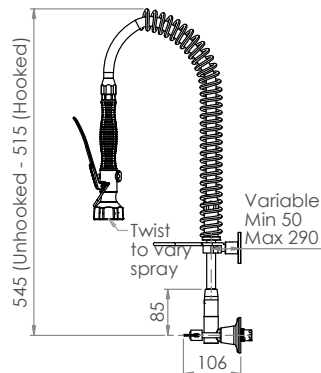
Variable
Dependent on breach used
(breach not supplied)



Front



Side



Commercial Tapware



CLEANAJET®
STAINLESS STEEL

Wall Stops & Elbow Pre-Rinse Unit with Pot Filler



T-3M53816 – 6" pot filler

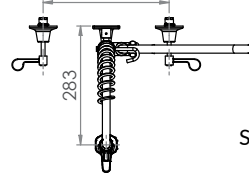
T-3M53822 – 12" pot filler

- Full S/S construction
- Wall elbow and lever handle wall top assemblies, ¼ turn ceramic disc. Stainless steel outer with brass internals to suit concealed breach
- Equipped with a water saving 6 star 4.5LPM variable trigger valve
- Available with 6" or 12" pot filler – 4 star 7.5LPM
- Fully assembled and bench tested, with a unique traceable serial number
- Working pressure range 150kPa-500kPa
- Maximum operating temperature 80 degrees

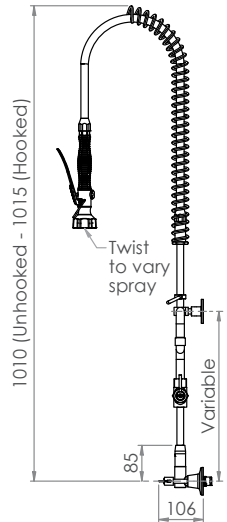


Top

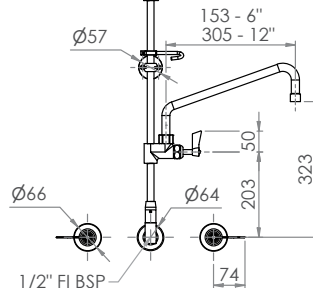
Variable
Dependent on breach used
(breach not supplied)



Side



Front



3monkeez.com.au

Commercial Tapware



CLEANAJET®
STAINLESS STEEL

Compact Wall Stops & Elbow Pre-Rinse Unit with Pot Filler



T-3M53816-C – 6" pot filler

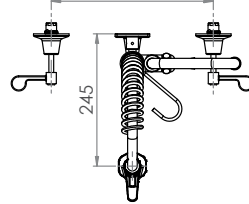
T-3M53822-C – 12" pot filler

- Full S/S construction
- Available with 6" or 12" pot filler – 4 star 7.5LPM
- Compact model designed for applications where space saving is a priority
- Wall elbow and lever handle top assemblies, ¼ turn ceramic disc. Stainless steel outer with brass internals to suit concealed breach
- Equipped with a water saving 6 star 4.5LPM variable trigger valve
- Wall bracket included
- Fully assembled and bench tested, with a unique traceable serial number
- Working pressure range 150kPa-500kPa
- Maximum operating temperature 80 degrees

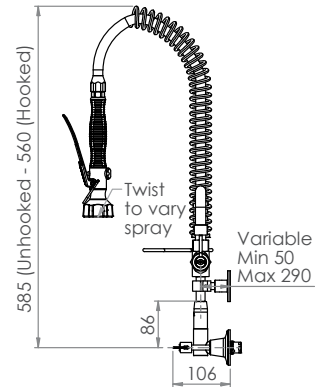


Top

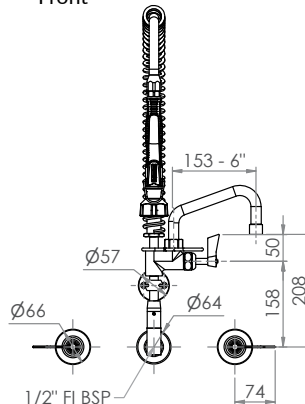
Variable
Dependent on breach used
(breach not supplied)



Side



Front



Commercial Tapware




GUARDIAN[®] TAPWARE

Guardian Range

The 3monkeez[®] Guardian Tapware[®] range has been specially engineered to withstand the rigors of any commercial application. This range offers products manufactured from 100% stainless steel, to bring you reliable, clean and attractive products that protect your health and provide a lifetime of satisfaction.

From sink mixers to bottle fillers, there is bound to be a product to suit your next project.



**FIRST IN FULL STAINLESS STEEL
WITH PREMIUM 2 YEAR WARRANTY**

Designed, fully assembled and individually bench tested in Australia.



Product Solutions

The robust and durable design of 3monkeez[®] range of laboratory and commercial use tapware sets them apart from standard mixers and taps. Constructed from durable stainless steel, these taps can withstand the rigors of commercial environments, ideal for application in schools, laboratories and restaurants.

3monkeez.com.au

Commercial Tapware



GUARDIAN[®] TAPWARE


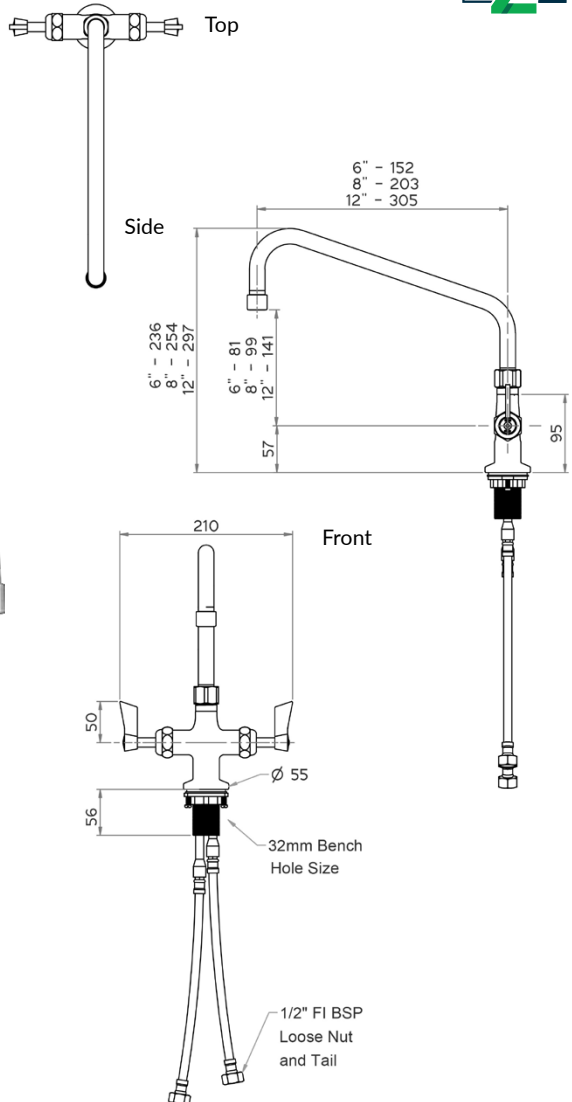
Dual Bench Mount Body with Spout

T-3MDH06 – 6" spout

T-3MDH08 – 8" spout

T-3MDH12 – 12" spout

- Full S/S construction
- Dual bench tap body includes inlet hoses
- Available with a 6", 8" or 12" spout – 3 star 8LPM
- Working pressure range 150kPa-500kPa
- Maximum operating temperature 80 degrees



Commercial Tapware



GUARDIAN[®] TAPWARE

Single Bench Mount Body with Spout

T-3MSH06 – 6" spout

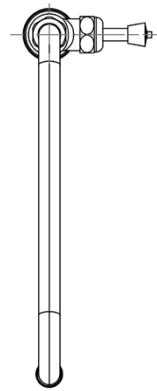
T-3MSH08 – 8" spout

T-3MSH12 – 12" spout

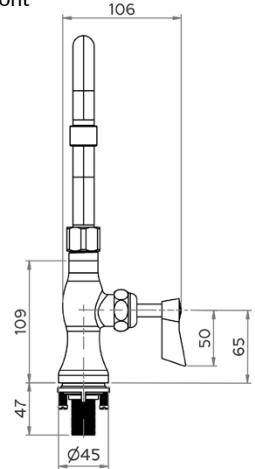
- Full S/S construction
- Single control tap for single temperature, cold or pre-mixed water
- ½" MI BSP Inlet
- Available with a 6", 8" or 12" spout – 3 star 8LPM
- Working pressure range 150kPa-500kPa
- Maximum operating temperature 80 degrees



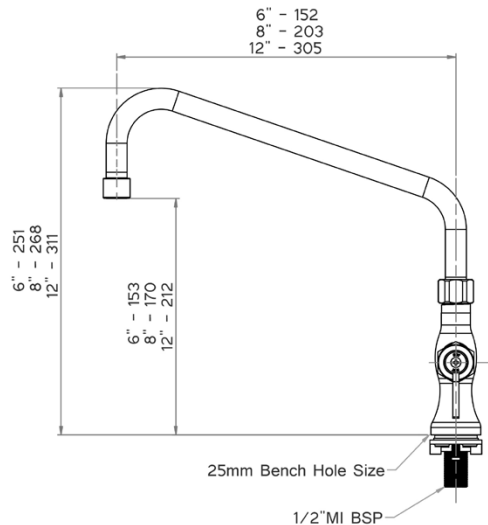
Top



Front



Side



Commercial Tapware



GUARDIAN[®] TAPWARE

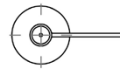
Bench Mount and Basin Stops with Spout

T-3MHS06 – 6" spout

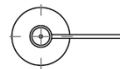

T-3MHS08 – 8" spout

T-3MHS12 – 12" spout

- Stainless steel spout and bench mount
- Lever handle assemblies, ¼ turn ceramic disc. Stainless steel outer with brass internals
- Available with a 6", 8" or 12" spout – 3 star 8LPM
- Working pressure range 150kPa-500kPa
- Maximum operating temperature 80 degrees

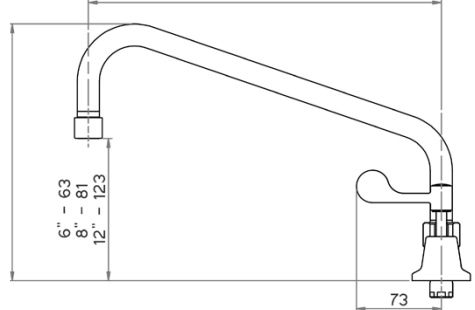


Top

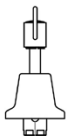
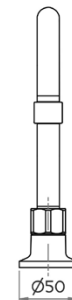
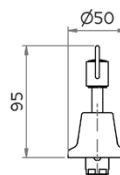


Side

6" – 152
8" – 203
12" – 305



Front



Variable – Dependant on Breech Used
Breech Not Supplied

Commercial Tapware



GUARDIAN[®] TAPWARE

Bench Mount (no stops) with Spout

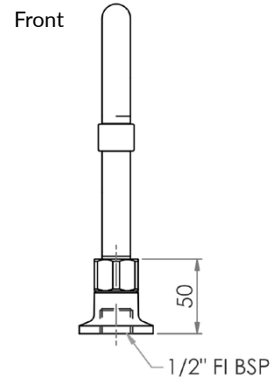
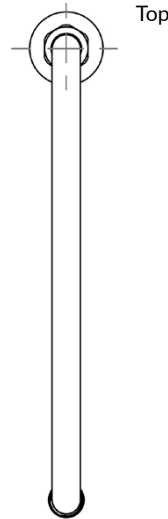


T-3MH006 – 6" spout

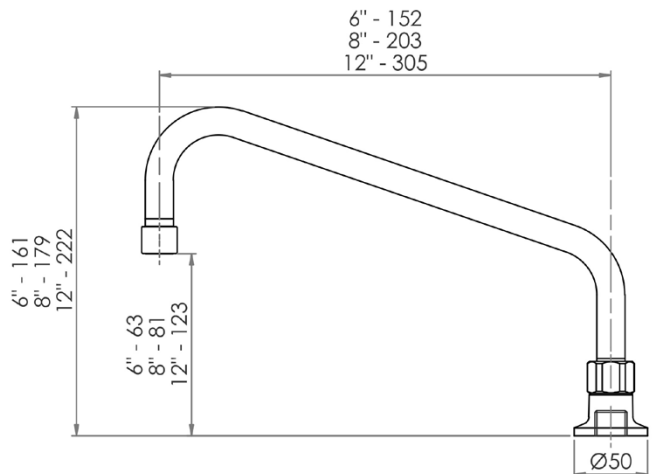
T-3MH008 – 8" spout

T-3MH012 – 12" spout

- Full S/S construction
- Bench mount (no stops) with 1/2" FI BSP inlet
- Available with a 6", 8" or 12" spout – 3 star 8LPM
- Working pressure range 150kPa-500kPa
- Maximum operating temperature 80 degrees



Side



Commercial Tapware



GUARDIAN[®] TAPWARE

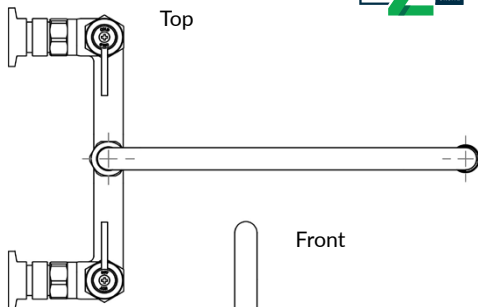
Exposed Wall Mount Body with Spout

T-3MEW06 – 6" spout

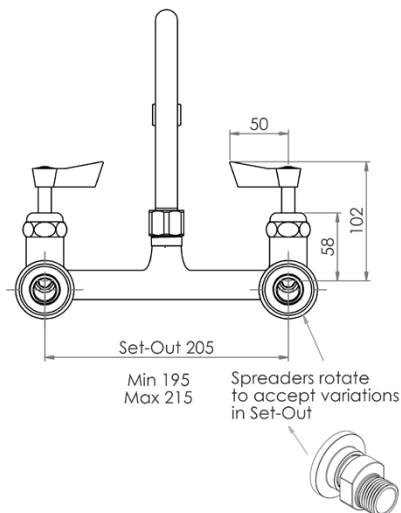
T-3MEW08 – 8" spout

T-3MEW12 – 12" spout

- Full S/S construction
- Exposed wall mount tap body including spreaders and ½ turn rising spindles
- Available with a 6", 8" or 12" spout – 3 star 8LPM
- Working pressure range 150kPa-500kPa
- Maximum operating temperature 80 degrees



Back



Commercial Tapware



GUARDIAN[®] TAPWARE

Single Wall Mount Body with Spout

T-3MSW06 – 6" spout

T-3MSW08 – 8" spout

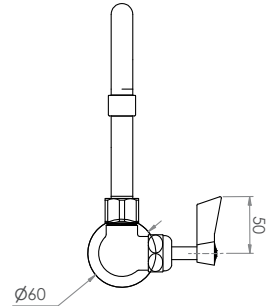
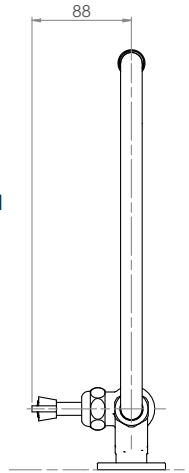
T-3MSW12 – 12" spout

- Full S/S construction
- Single control tap for single temperature, cold or pre-mixed water
- ½" FI BSP inlet
- Available with a 6", 8" or 12" spout – 3 star 8LPM
- Working pressure range 150kPa-500kPa
- Maximum operating temperature 80 degrees

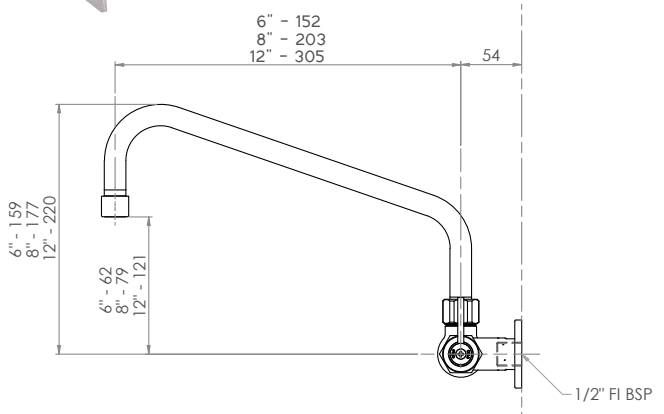


Top

Front



Side



Commercial Tapware



GUARDIAN[®] TAPWARE

Wall Stops and Elbow with Spout

T-3MCW06 – 6" spout

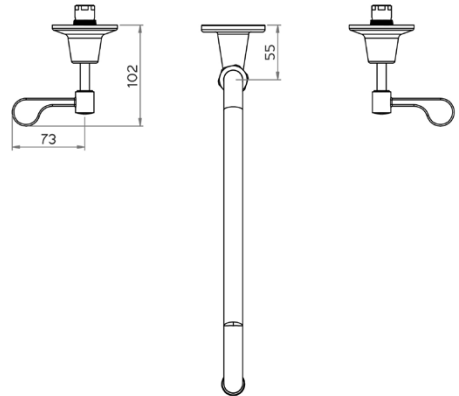
T-3MCW08 – 8" spout

T-3MCW12 – 12" spout

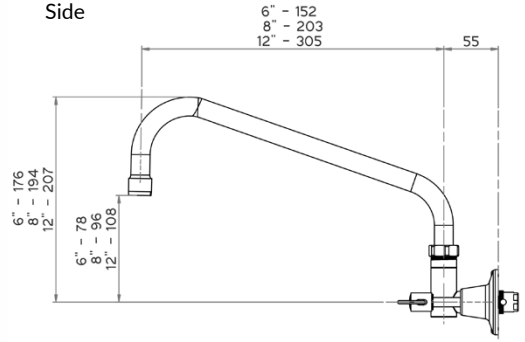
- Stainless steel spout and wall elbow
- Wall elbow and lever handle wall top assemblies, ¼ turn ceramic disc. Stainless steel outer with brass internals to suit concealed breech
- Available with a 6", 8" or 12" spout – 3 star 8LPM
- Working pressure range 150kPa-500kPa
- Maximum operating temperature 80 degrees



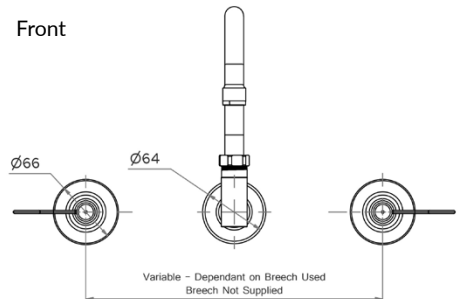
Top



Side



Front



Commercial Tapware



GUARDIAN[®] TAPWARE

Wall Elbow with Spout

T-3MWE06 – 6" spout

T-3MWE08 – 8" spout

T-3MWE12 – 12" spout

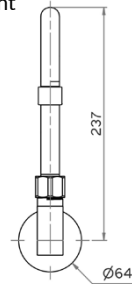
- Full S/S construction
- Wall elbow with 1/2" FI BSP inlet
- Available with a 6", 8" or 12" spout – 3 star 8LPM
- Working pressure range 150kPa-500kPa
- Maximum operating temperature 80 degrees



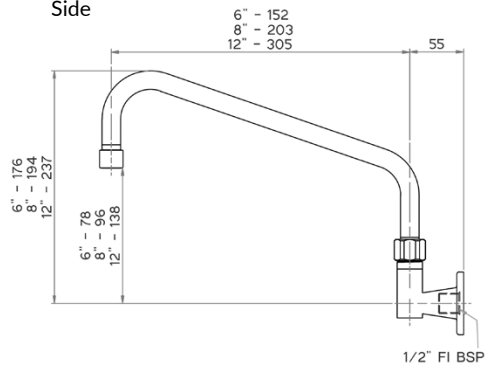
Top



Front



Side



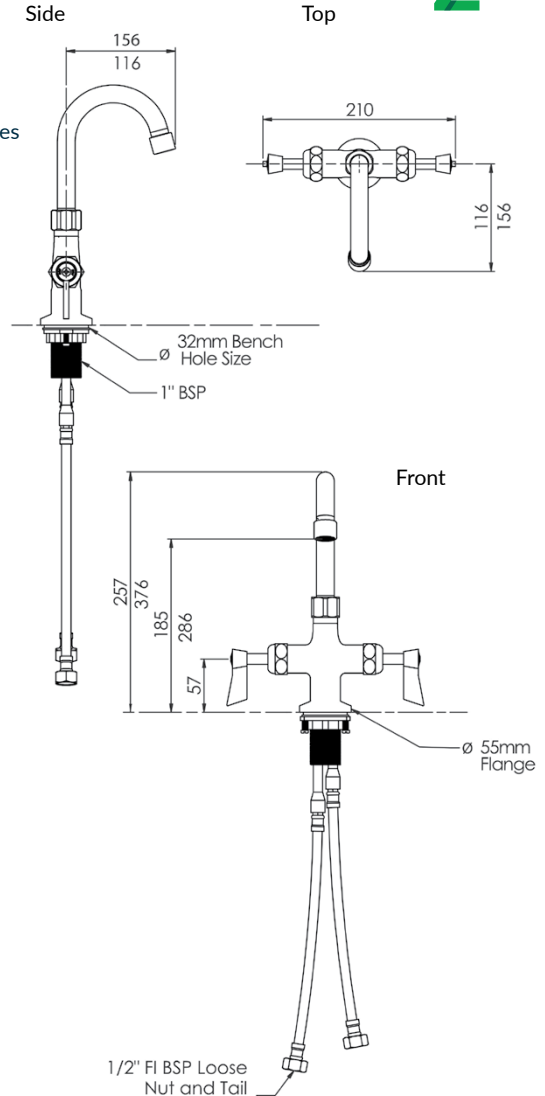
Dual Bench Mount Body with Gooseneck Swivel Spout



T-3MDHG07 – 7" spout

T-3MDHG12 – 12" spout

- Full S/S construction
- Dual bench mount tap body includes inlet hoses
- Available with a 7" or 12" gooseneck spout – 4 star 7.5LPM
- Working pressure range 150kPa-500kPa
- Maximum operating temperature 80 degrees

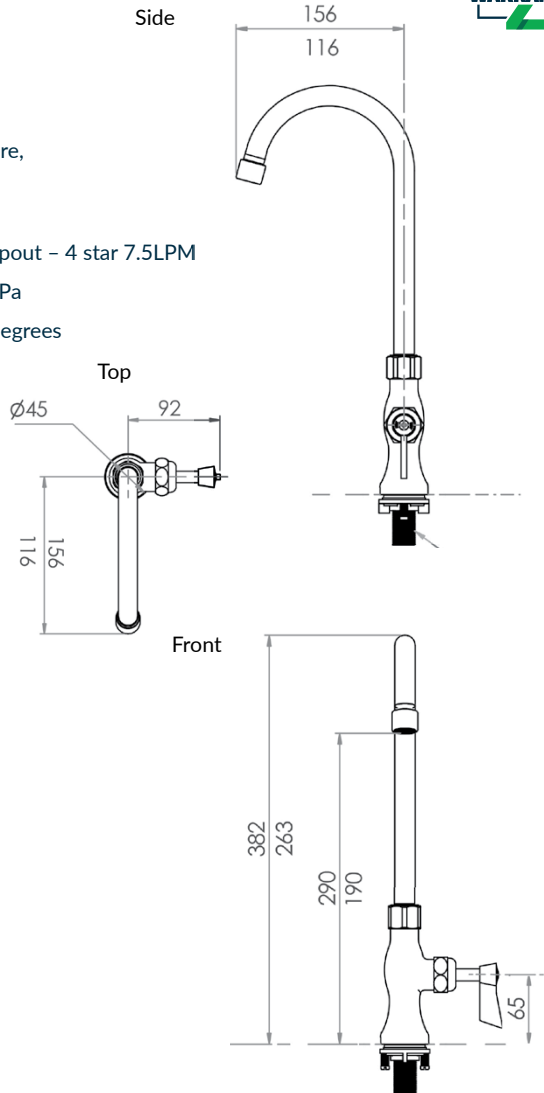


Single Bench Mount Body with Gooseneck Swivel Spout

T-3MSHG07 – 7" spout

T-3MSHG12 – 12" spout

- Full S/S construction
- Single control tap for single temperature, cold or pre-mixed water
- ½" MI BSP Inlet
- Available with a 7" or 12" gooseneck spout – 4 star 7.5LPM
- Working pressure range 150kPa-500kPa
- Maximum operating temperature 80 degrees



Bench Mount (No Stops) with Gooseneck Swivel Spout

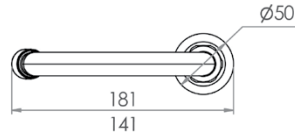
T-3MHOG07 – 7" spout

T-3MHOG12 – 12" spout

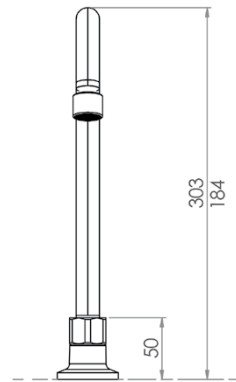
- Full S/S construction
- Bench mount (no stops) with ½" FI BSP inlet
- Available with a 7" or 12" gooseneck spout – 4 star 7.5LPM
- Working pressure range 150kPa-500kPa
- Maximum operating temperature 80 degrees



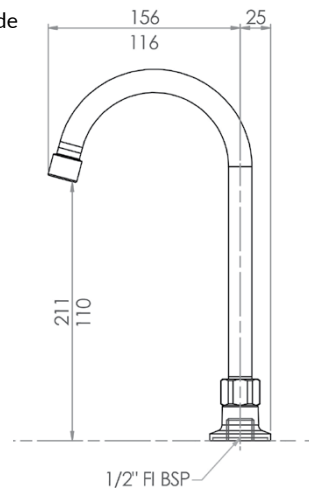
Top



Front



Side



Exposed Wall Mount Body with Gooseneck Swivel Spout



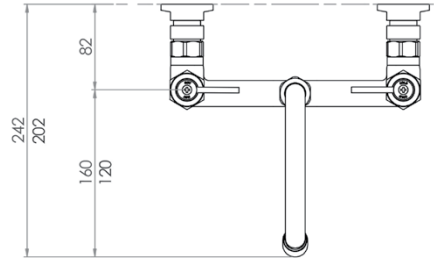
T-3MEWG07 – 7" spout

T-3MEWG12 – 12" spout

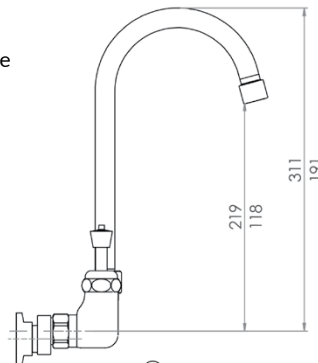
- Full S/S construction
- Exposed wall mount tap body including spreaders and ½ turn rising spindles
- Available with a 7" or 12" gooseneck spout – 4 star 7.5LPM
- Working pressure range 150kPa-500kPa
- Maximum operating temperature 80 degrees



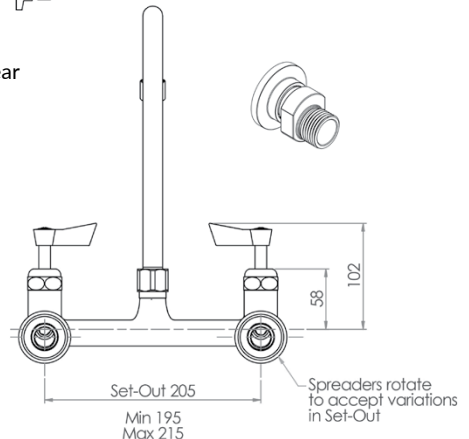
Top



Side



Rear

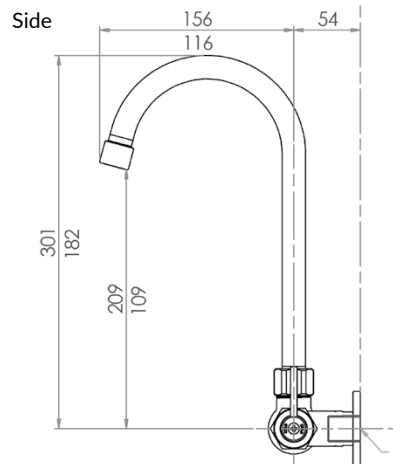
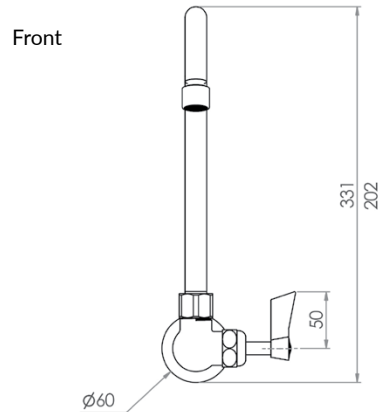
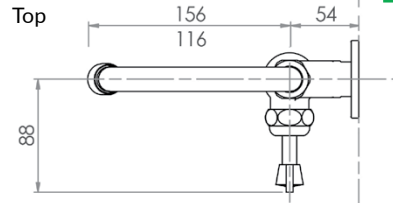


Single Wall Mount Body with Gooseneck Swivel Spout

T-3MSWG07 – 7" spout

T-3MSWG12 – 12" spout

- Full S/S construction
- Single control tap for single temperature, cold or pre-mixed water
- ½" FI BSP inlet
- Available with a 7" or 12" gooseneck spout – 4 star 7.5LPM
- Working pressure range 150kPa-500kPa
- Maximum operating temperature 80 degrees



Wall Elbow with Gooseneck Swivel Spout

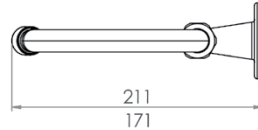
T-3MWEG07 – 7" spout

T-3MWEG12 – 12" spout

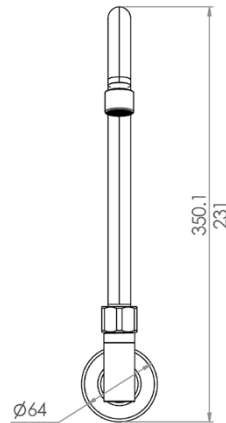
- Full S/S construction
- ½" FI BSP inlet
- Available with a 7" or 12" gooseneck spout – 4 star 7.5LPM
- Working pressure range 150kPa-500kPa
- Maximum operating temperature 80 degrees



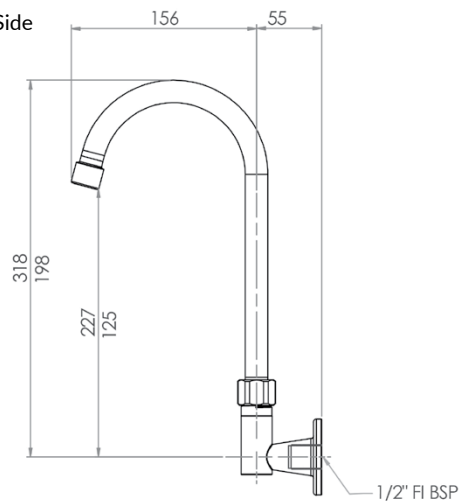
Top



Front



Side

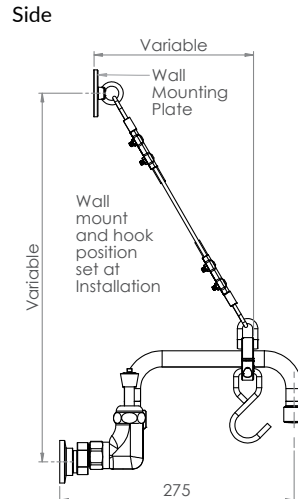
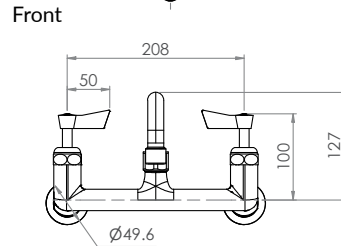
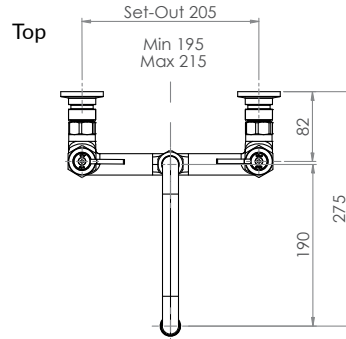


Cleaners Sink Exposed Wall Mount Body with Fixed Spout and Wall Bracket



T-3MCSKIT-E08

- Full S/S construction
- Exposed wall mount tap body including spreaders and ½ turn rising spindle
- Available with a fixed spout – WELS 3 star 8LPM
- ½" FI BSP inlets
- 275mm projection from wall
- Adjustable wire length on bracket
- Bucket hook on bracket
- Working pressure range 150kPa-500kPa
- Maximum operating temperature 80 degrees



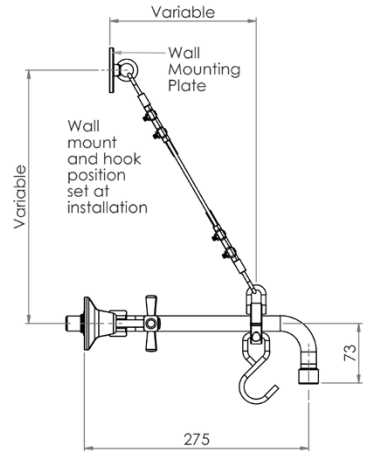
Cleaners Sink Concealed Wall Mount Spout with Wall Stops and Wall Bracket



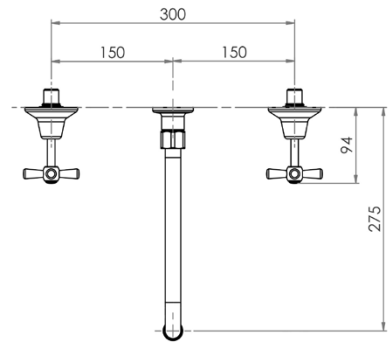
T-3MCSKIT-C08

- Full S/S construction
- Straight spout with ¼ turn ceramic disc cross handle wall stops
- WELS 3 star 8LPM
- ½" FI BSP inlet
- 275mm projection
- Adjustable wire length on bracket
- Bucket hook on bracket
- Working pressure range 150kPa-500kPa
- Maximum operating temperature 80 degrees

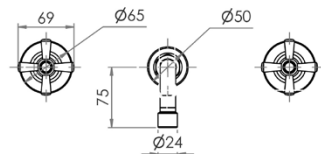
Side



Top



Front



Commercial Tapware



GUARDIAN[®] TAPWARE

Single Bench Mounted Pot and Kettle Filler

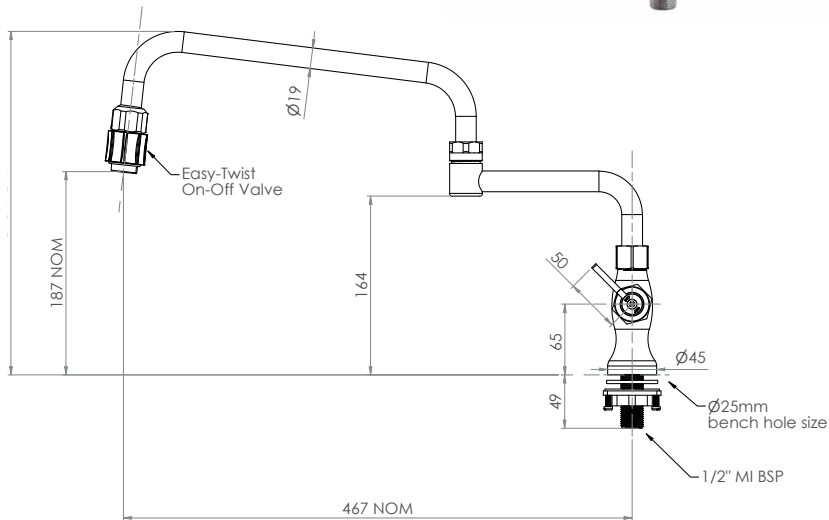


T-3MSS-PKH

- Folding outlet and stop
- Single control tap for single temperature, cold or pre-mixed water
- ½" MI BSP inlet
- Fills pots and kettles fast
- Working pressure range 150kPa-500kPa
- Maximum operating temperature 80 degrees



Side



Commercial Tapware



GUARDIAN[®] TAPWARE

Single Wall Mounted Pot and Kettle Filler

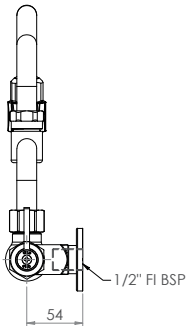


T-3MSS-PKW

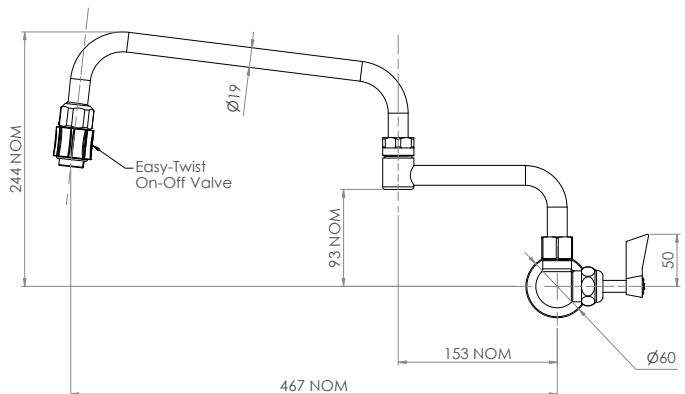
- Folding outlet and stop
- Single control tap for single temperature, cold or pre-mixed water
- ½" FI BSP inlet
- Fills pots and kettles fast
- Working pressure range 150kPa-500kPa
- Maximum operating temperature 80 degrees



Side



Front



Commercial Tapware



GUARDIAN[®] TAPWARE

Stainless Steel Sink and Basin Mixers

The sleek, sophisticated design of 3monkeez[®] basin and sink mixers make them ideal for your next project. The compact design of our basin mixers make them perfectly suited to bathroom basins, while our sink mixers are ideally suited to kitchen and laundry applications.

This versatile range also comes with the option of lever handles, to provide greater ease of operation and offer a solution for disability applications.



3monkeez.com.au

Commercial Tapware



GUARDIAN[®] TAPWARE

Stainless Steel Swivel Basin Mixer

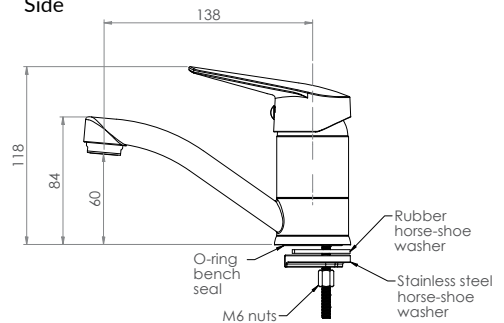


T-3MB4MIX

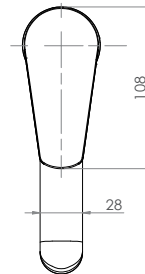
T-3MB6MIX

- Full S/S construction
- Available in WELS 4 star 7.5LPM or WELS 6 star 4.5LPM
- Includes flexi hoses ½" FI BSP
- Working pressure range 150kPa-500kPa
- Maximum operating temperature 80 degrees

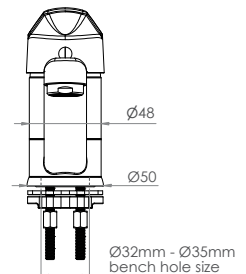
Side



Top



Front



Commercial Tapware



GUARDIAN[®] TAPWARE

Stainless Steel Swivel Sink Mixer

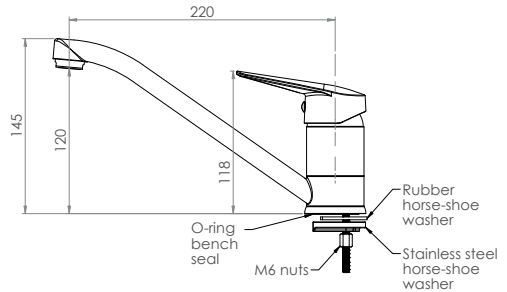
T-3MS4MIX

T-3MS6MIX

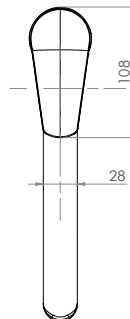
- Full S/S construction
- Available in WELS 4 star 7.5LPM or WELS 6 star 4.5LPM
- Includes flexi hoses – ½" FI BSP
- Working pressure range 150kPa-500kPa
- Maximum operating temperature 80 degrees



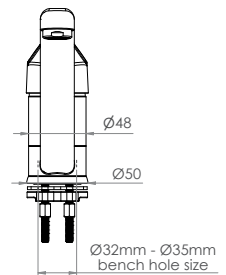
Side



Top



Front



Commercial Tapware



GUARDIAN[®] TAPWARE

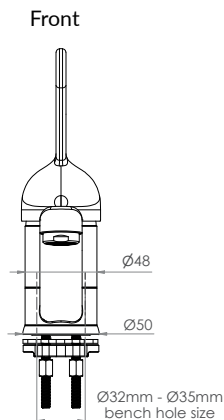
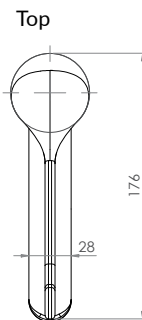
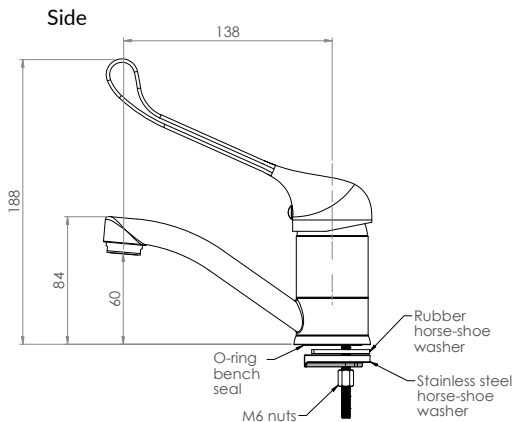
Stainless Steel Lever Handle Basin Mixer



T-3MLB4MIX

T-3MLB6MIX

- Full S/S construction
- Lever handle for hands free operation
- Available in WELS 4 star 7.5LPM or WELS 6 star 4.5LPM
- Includes flexi hoses – ½" FI BSP
- Working pressure range 150kPa-500kPa
- Maximum operating temperature 80 degrees



Commercial Tapware



GUARDIAN[®] TAPWARE

Stainless Steel Lever Handle Swivel Sink Mixer



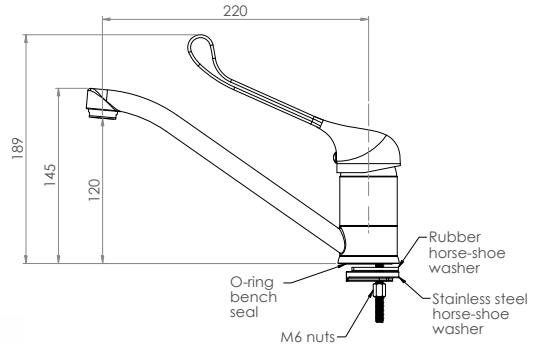
T-3MLS4MIX

T-3MLS6MIX

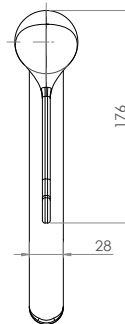
- Full S/S construction
- Lever handle for hands free operation
- Available in WELS 4 star 7.5LPM or WELS 6 star 4.5LPM
- Includes flexi hoses – ½" FI BSP
- Working pressure range 150kPa-500kPa
- Maximum operating temperature 80 degrees



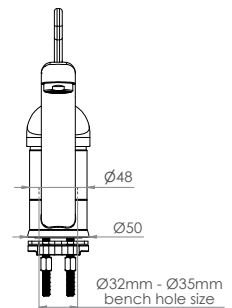
Side



Top



Front



Commercial Tapware



GUARDIAN[®] TAPWARE

Stainless Steel In Wall Mixer

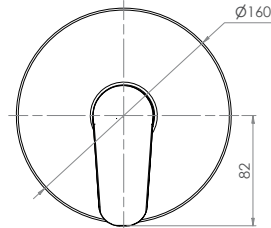


T-3MSSIWM

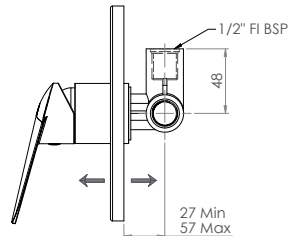
- Full S/S construction
- ½" FI BSP outlet & ½" FI BSP inlets
- Working pressure range 150kPa-500kPa
- Maximum operating temperature 80 degrees



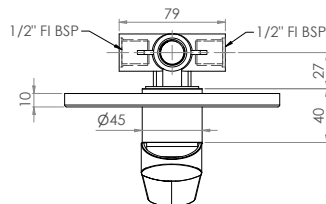
Front



Side



Top



Commercial Tapware



GUARDIAN[®] TAPWARE

Stainless Steel Lever Handle In Wall Mixer

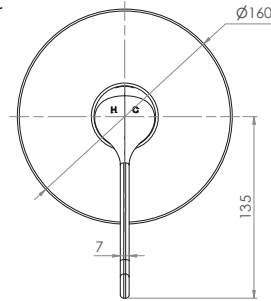


T-3MSSLIWM

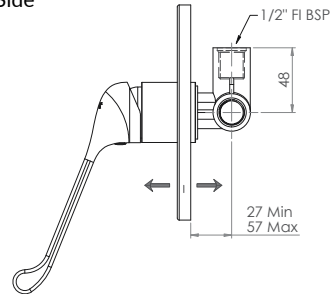
- Full S/S construction
- ½" FI BSP outlet & ½" FI BSP inlets
- Working pressure range 150kPa-500kPa
- Maximum operating temperature 80 degrees
- Lever Handle to Comply with AS1428.1



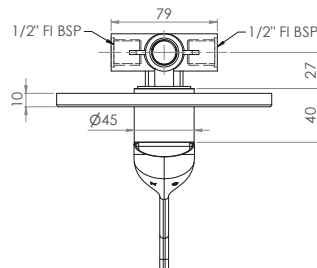
Front



Side



Top



Commercial Tapware

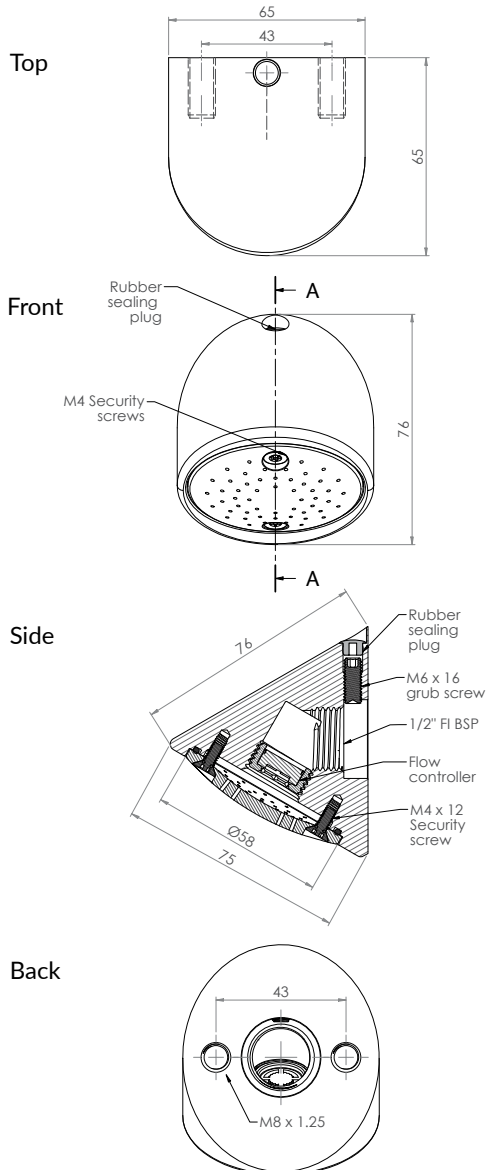


GUARDIAN[®] TAPWARE

Wall Mounted Shower Rose

T-3MSS-WMSR

- Indoor or outdoor use
- 304 Grade Stainless Steel
- Working Pressure Range 150kPa – 500kPa
- Maximum operating temperature 5 - 65 degrees
- Anti vandal
- Anti ligature
- WELS 4Star 6.5LPM



Commercial Tapware



GUARDIAN[®] TAPWARE

Zero Touch Range



3monkee[®] new Sensor Range adds a hygienic finishing touch to every project. Leave behind germs, bacteria and viruses with tapware that use hands-free technology and infrared sensors to provide a reliable, contact-free solution. With sensor-operated Compact Bubbblers, Bottle Fillers, and Bib and Pillar Taps, and flexible wall or bench mounted installation options, there is bound to be a hygienic hands-free option to suit your next project.

Constructed from 100% stainless steel these products also carry the Guardian Tapware[®] by 3monkee[®] guarantee, offering not only attractive designs, but the strength, reliability and impressive water quality protection that can only be assured by stainless steel construction.



3monkee.com.au

Bench Mount Infrared Sensor Tap

T-3MSS-HMSTB

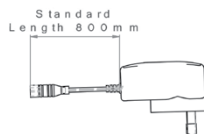
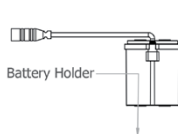
T-3MSS-HMSTB-TV

T-3MSS-HMSTM

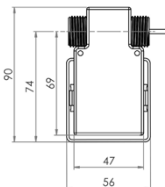
T-3MSS-HMSTM-TV

Available in mains or battery powered, with optional tempering valve

- Battery powered – 2x CR123 3V Lithium Batteries
- Mains powered – 6V transformer
- Full S/S construction
- Sensor range nominal: 50mm – 200mm
- Maximum run time: 60 seconds
- WELS 6 Star 4LPM
- Working pressure range 150kPa-500kPa
- Maximum operating temperature 50 degrees

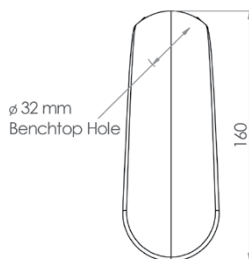


240v Power supply

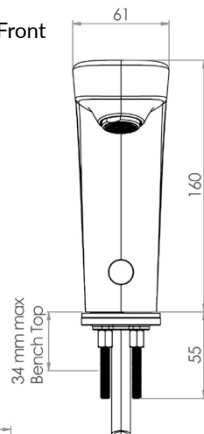


Solenoid Unit

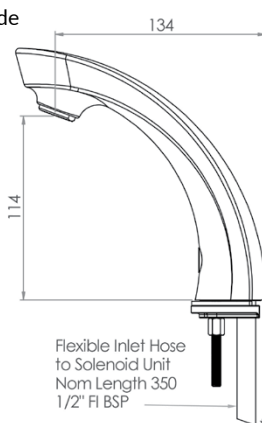
Top



Front



Side



T-3MSSP-HMST-M

T-3MSSP-HMST-CBS

T-3MSSP-HMST-BP

T-3MSSP-HMST-3M

* Power Supply with 3 metre lead available separately

Gooseneck Bench Mounted Sensor Tap

T-3MSS-GHMST21B

T-3MSS-GHMST21M

Available in mains or battery powered, with optional tempering valve

- Battery powered – 2x CR123
3V Lithium Batteries
- Mains powered – 6V transformer
- Full S/S construction
- Sensor range nominal: 50mm – 200mm
- Maximum run time: 60 seconds
- WELS 6 Star 3.5LPM
- Working pressure range 150kPa-500kPa
- Maximum operating temperature
50 degrees



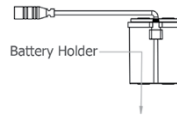
T-3MSSP-HMST-M



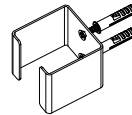
T-3MSSP-HMST-CBS



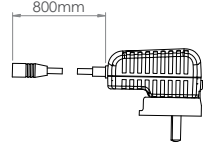
T-3MSSP-HMST-BP



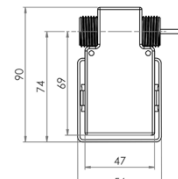
Battery Holder:



Solenoid mounting
bracket (included)

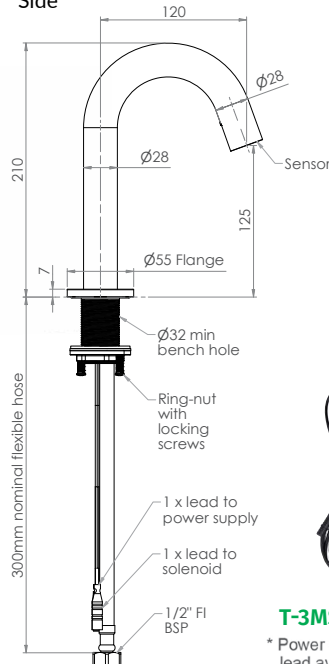


240v Power supply



Solenoid Unit

Side



T-3MSSP-HMST-3M

* Power Supply with 3 metre lead available separately

Wall Mounted Infrared Sensor Tap



T-3MSS-WMSTB

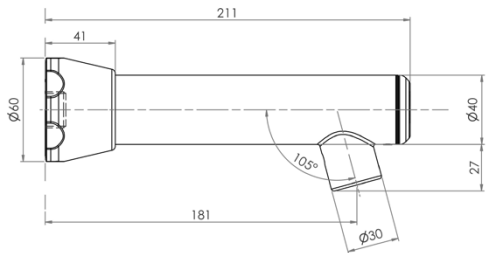
- Battery operated
- Infrared sensor
- ½" FI BSP
- Full S/S construction
- WELS 6 Star 3.5LPM
- Working pressure range 150kPa-500kPa
- Maximum operating temperature 50 degrees
- All in one, no external parts



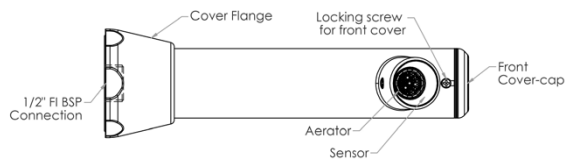
Front



Side



Bottom



Pillar Tap with Bench Mount Sensor

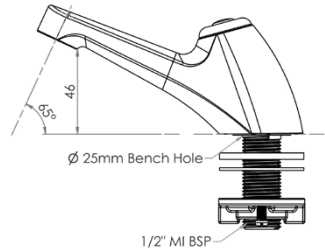
T-3MSS-PTSB (battery operated)

T-3MSS-PTSM (mains operated)

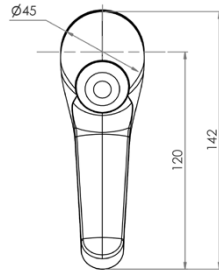
- Infrared 6 sec timed sensor
- Full S/S construction
- Equipped with 3monkeez sensor technology for hands-free operation
- Sensor is bench mounted
- Available as battery powered or mains operated
- ½" MI BSP Inlet
- WELS 6 Star 3LPM
- Working pressure range 150kPa-500kPa
- Maximum operating temperature 60 degrees



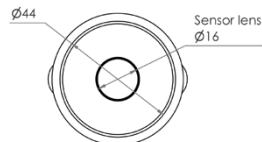
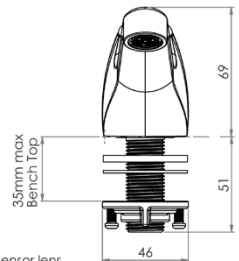
Side



Top



Front



Pillar Tap with Wall Mount Sensor

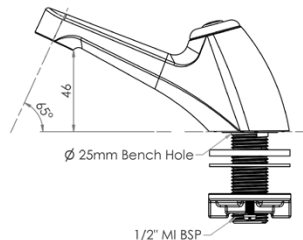
T-3MSS-PTSWB (battery operated)

T-3MSS-PTSWM (mains operated)

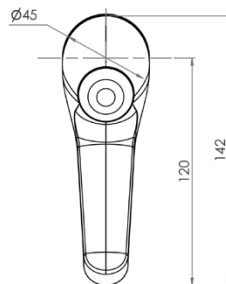
- Infrared 6 sec timed sensor
- Full S/S construction
- Equipped with 3monkeez sensor technology for hands-free operation
- Sensor is wall mounted
- Available as battery powered or mains operated
- 1/2" MI BSP Inlet
- WELS 6 Star 3LPM
- Working pressure range 150kPa-500kPa
- Maximum operating temperature 60 degrees



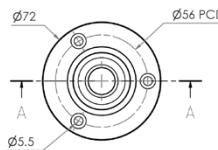
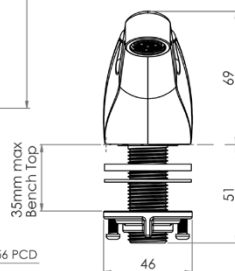
Side



Top



Front



Mounting Body



Lever Handle Pillar Tap

T-3MSS-PTML – Mechanical Operation-On/Off

T-3MSS-PT6L – 6 Second Timed Flow

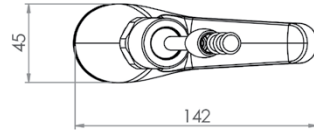
T-3MSS-PT18L – 18 Second Timed Flow

T-3MSS-PTAL – Adjustable Timed Flow

- Full S/S construction
- ½" MI BSP
- WELS 6 Star 3LPM
- Working pressure range 150kPa-500kPa
- Maximum operating temperature 60 degrees



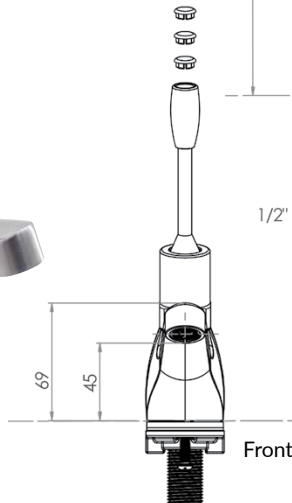
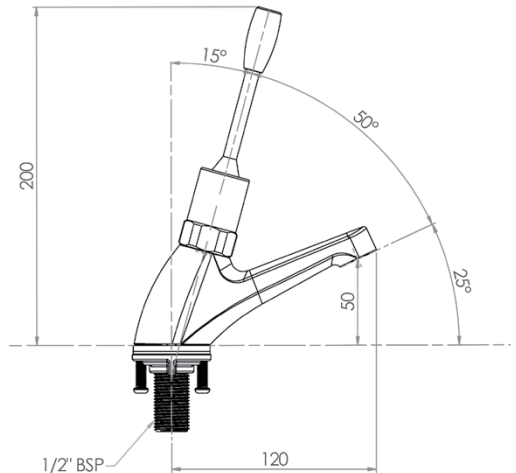
Top



Side

Choose Button
to indicate
temperature

- Red
- Yellow
- Blue



Commercial Tapware



GUARDIAN[®] TAPWARE

Push Button Pillar Tap



T-3MSS-PTMPB – Mechanical Operation-On/Off

T-3MSS-PT6PB – 6 Second Timed Flow

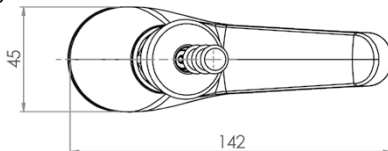
T-3MSS-PT18PB – 18 Second Timed Flow

T-3MSS-PTAPB – Adjustable Timed Flow

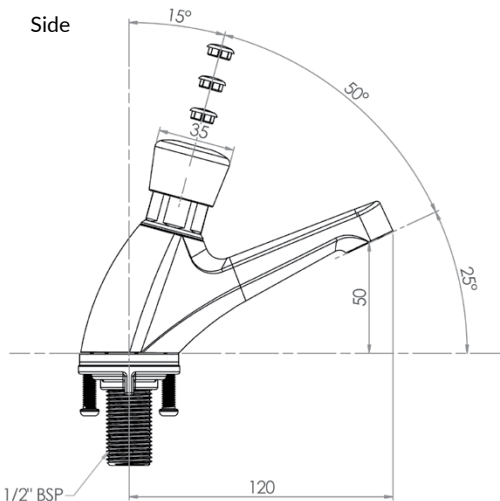
- Full S/S construction
- ½" MI BSP
- WELS 6 Star 3LPM
- Working pressure range 150kPa-500kPa
- Maximum operating temperature 60 degrees



Top



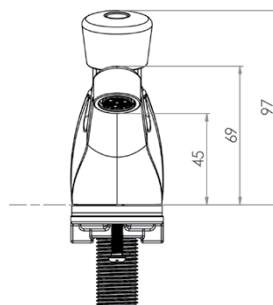
Side



Front

Choose Button to indicate temperature

- Red
- Yellow
- Blue



Bib Tap with Bench Mount Sensor

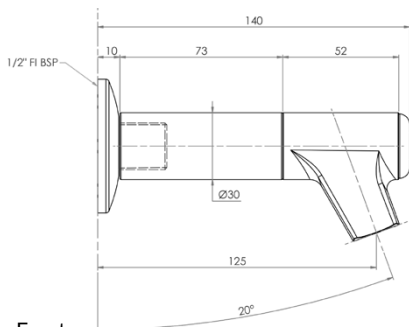
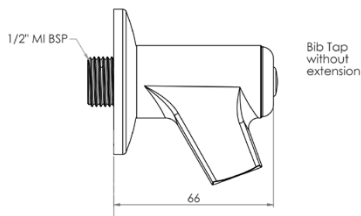
T-3MSS-BTSB (battery operated)

T-3MSS-BTSM (mains operated)

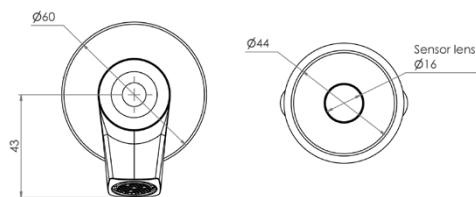
- Infrared 6 sec timed sensor
- Full S/S construction
- Equipped with 3monkeez sensor technology for hands-free operation
- Sensor is bench mounted
- Available as battery powered or mains operated
- 1/2" MI BSP
- 1/2" FI BSP extension piece included
- WELS 6 Star 3LPM
- Working pressure range 150kPa-500kPa
- Maximum operating temperature 60 degrees



Side



Front



Bib Tap with Wall Mount Sensor

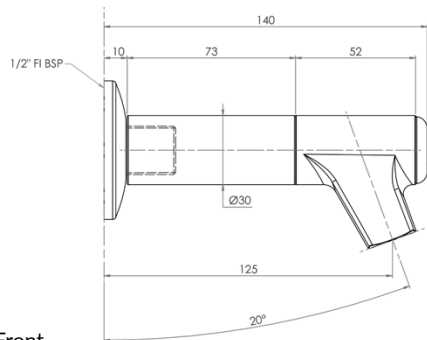
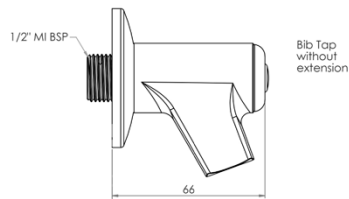
T-3MSS-BTSWB (battery operated)

T-3MSS-BTSWM (mains operated)

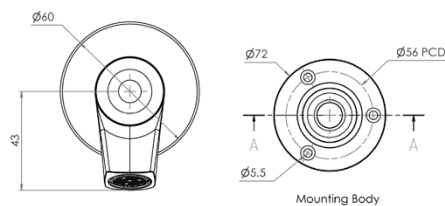
- Infrared 6 sec timed sensor
- Full S/S construction
- Equipped with 3monkeez sensor technology for hands-free operation
- Sensor is wall mounted
- Available as battery powered or mains operated
- 1/2" MI BSP
- 1/2" FI BSP extension piece included
- WELS 6 Star 3LPM
- Working pressure range 150kPa-500kPa
- Maximum operating temperature 60 degrees



Side



Front



Lever Handle Bib Tap



T-3MSS-BTML – Mechanical Operation-On/Off

T-3MSS-BT6L – 6 Second Timed Flow

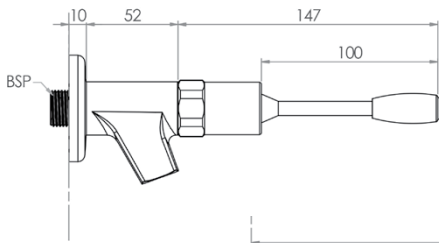
T-3MSS-BT18L – 18 Second Timed Flow

T-3MSS-BTAL – Adjustable Timed Flow

- Full S/S construction
- ½" MI BSP
- ½" FI BSP extension piece included
- WELS 6 Star 3LPM
- Working pressure range 150kPa-500kPa
- Maximum operating temperature 60 degrees

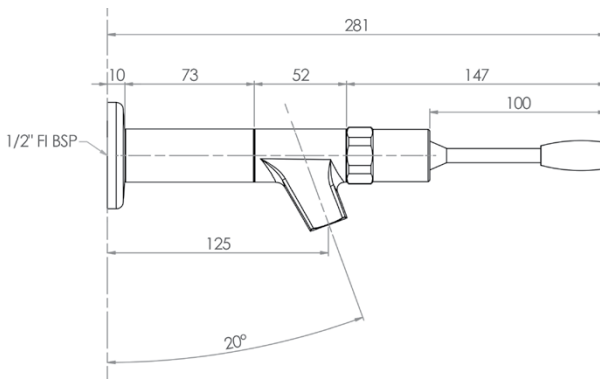
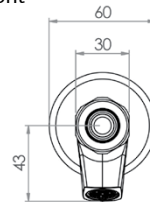


Side



Without 73mm
Extension

Front



- Red
- Yellow
- Blue
- Choose Button to indicate temperature

Push Button Bib Tap

T-3MSS-BTMPB – Mechanical Operation-On/Off

T-3MSS-BT6PB – 6 Second Timed Flow


T-3MSS-BT18PB – 18 Second Timed Flow

T-3MSS-BTAPB – Adjustable Timed Flow

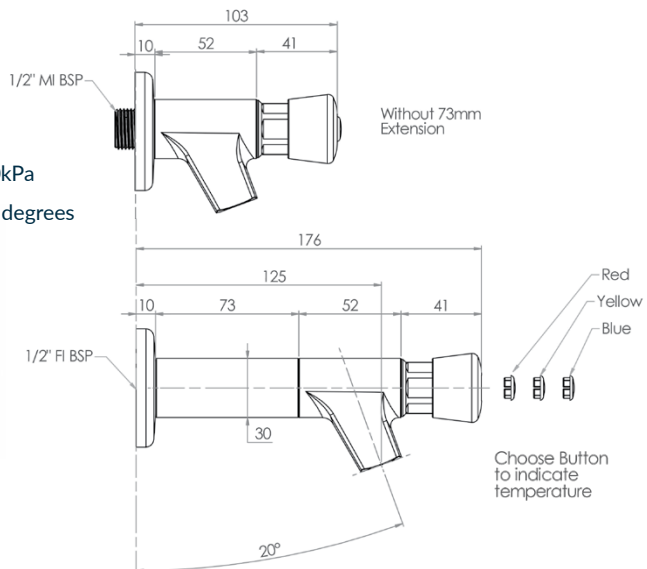
- Full S/S construction
- ½" MI BSP
- ½" FI BSP extension piece included
- WELS 6 Star 3LPM
- Working pressure range 150kPa-500kPa
- Maximum operating temperature 60 degrees



Front



Side



Adjustable Bib and Pillar Taps

3monkeez are first to offer a fully adjustable time flow cartridge as an option for Bib and Pillar Taps.

This unique feature allows the shut off time of the tap to be easily adjusted between 0 seconds (on/off) to 18 seconds plus; giving you the flexibility to vary the flow time to suit any application or requirement. Results may vary to due different pressures.

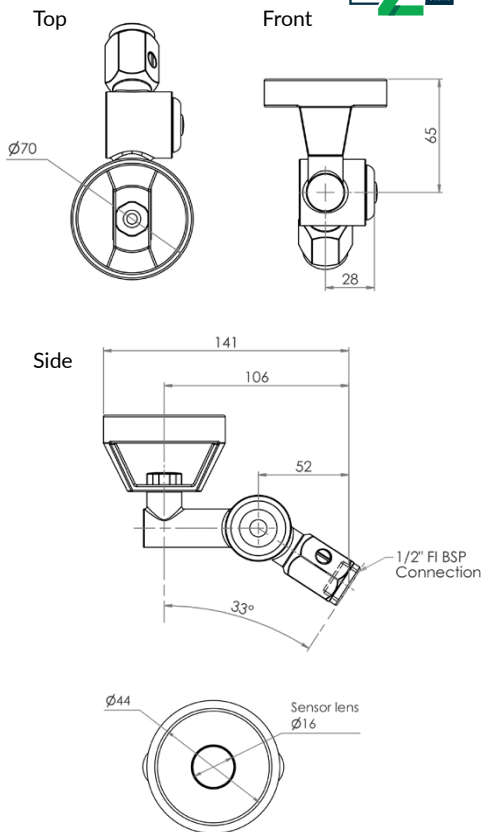
45 Degree Metal Mouthguard Bubbler with Bench Mount Sensor



T-3MSS-BUB45SB (battery operated)

T-3MSS-BUB45SM (mains operated)

- Infrared 6 sec timed sensor
- Full S/S construction
- Equipped with 3monkeez sensor technology for hands-free operation
- Sensor is bench mounted
- Available as battery powered or mains operated
- ½" FI BSP Inlet
- Ideally suited for use with 3monkeez PT-7 troughs
- WELS 6 Star 1.5LPM
- Working pressure range 150kPa-500kPa
- Maximum operating temperature 40 degrees



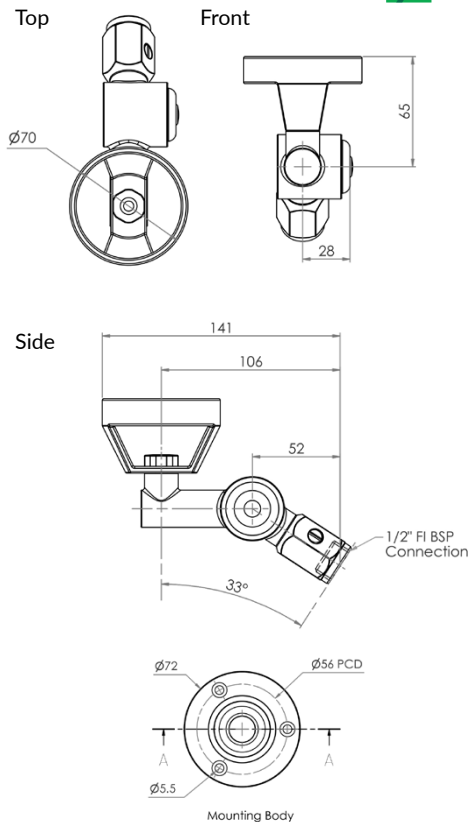
45 Degree Metal Mouthguard Bubbler with Wall Mount Sensor



T-3MSS-BUB45SWB (battery operated)

T-3MSS-BUB45SWM (mains operated)

- Infrared 6 sec timed sensor
- Full S/S construction
- Equipped with 3monkeez sensor technology for hands-free operation
- Sensor is wall mounted
- Available as battery powered or mains operated
- ½" FI BSP Inlet
- WELS 6 Star 1.5LPM
- Working pressure range 150kPa-500kPa
- Maximum operating temperature 40 degrees



45 Degree Cam Action Bubbler With Metal Mouthguard

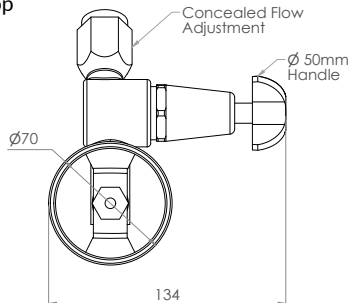


T-3MSS-BUB45C

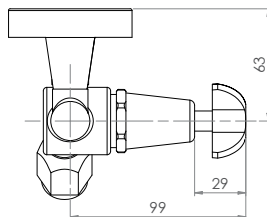
- Full S/S construction
- Self-closing valves for water efficiency
- Ideally suited for our PT-7 troughs
- Working pressure range 150kPa-500kPa
- Maximum operating temperature 40 degrees
- WELS 6 Star 1.5LPM



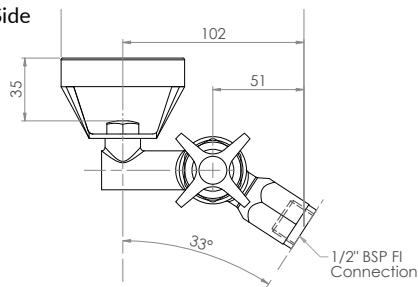
Top



Front



Side



45 Degree Bubblers

The 3monkeez[®] premium range of bubblers have been designed with durability and versatility in mind. Constructed from complete stainless steel and available with three different handle options, there is bound to be an option to suit your next project.

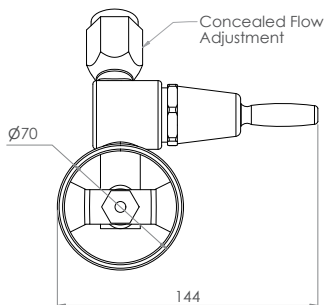
45 Degree Lever Handle Bubbler With Metal Mouthguard



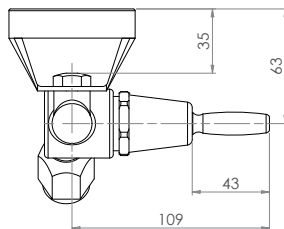
T-3MSS-BUB45L

- Full S/S construction
- Self-closing valves for water efficiency
- Ideally suited for our PT-7 troughs
- Working pressure range 150kPa-500kPa
- Maximum operating temperature 40 degrees
- WELS 6 Star 1.5LPM

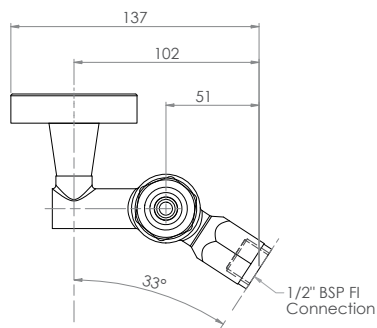
Top



Front



Side



45 Degree Push Button Bubbler With Metal Mouthguard

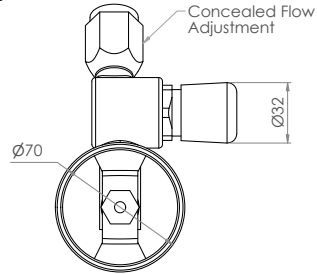


T-3MSS-BUB45P

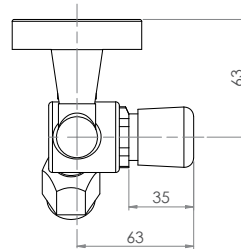
- Full S/S construction
- Self-closing valves for water efficiency
- Ideally suited for our PT-7 troughs
- Working pressure range 150kPa-500kPa
- Maximum operating temperature 40 degrees
- WELS 6 Star 1.5LPM



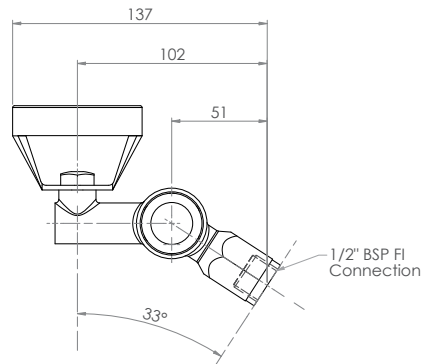
Top



Front



Side



45 Degree Silicone Mouthguard Bubbler with Bench Mount Sensor

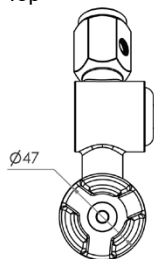


T-3MSS-BUBS45SB (battery operated)

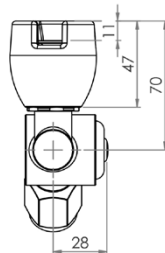
T-3MSS-BUBS45SM (mains operated)

- Infrared 6 sec timed sensor
- Full S/S construction
- Equipped with 3monkeez sensor technology for hands-free operation
- Sensor is bench mounted
- Available as battery powered or mains operated
- ½" FI BSP Inlet
- Ideally suited for use with 3monkeez PT-7 troughs
- Unique rubber mouthguard that protects teeth
- WELS 6 Star 1.5LPM
- Working pressure range 150kPa-500kPa
- Maximum operating temperature 40 degrees

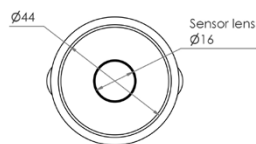
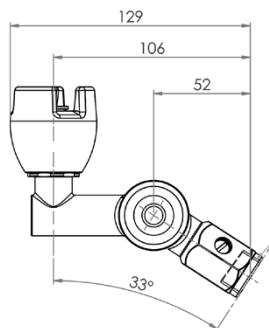
Top



Front



Side



45 Degree Silicone Mouthguard Bubbler with Wall Mount Sensor

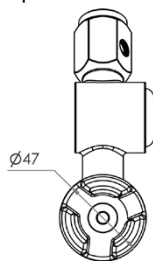


T-3MSS-BUBS45SWB (battery operated)

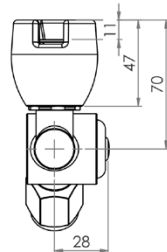
T-3MSS-BUBS45SWM (mains operated)

- Infrared 6 sec timed sensor
- Full S/S construction
- Equipped with 3monkeez sensor technology for hands-free operation
- Sensor is wall mounted
- Available as battery powered or mains operated
- ½" FI BSP Inlet
- Ideally suited for use with 3monkeez PT-7 troughs
- Unique rubber mouthguard that protects teeth
- WELS 6 Star 1.5LPM
- Working pressure range 150kPa-500kPa
- Maximum operating temperature 40 degrees

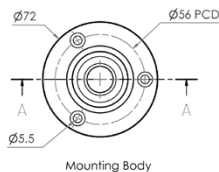
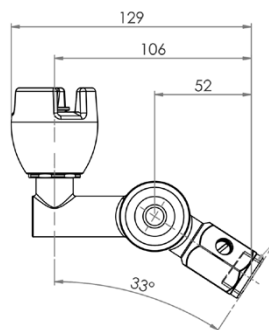
Top



Front



Side



45 Degree Cam Action Bubbler With Silicone Mouthguard

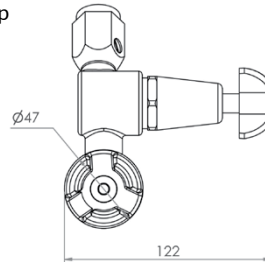


T-3MSS-BUBS45C

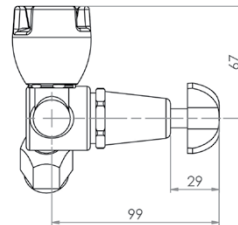
- Full S/S construction
- Self-closing valves for water efficiency
- Ideally suited for our PT-7 troughs
- Unique silicone mouthguard that protects teeth
- Working pressure range 150kPa-500kPa
- Maximum operating temperature 40 degrees
- WELS 6 Star 1.5LPM



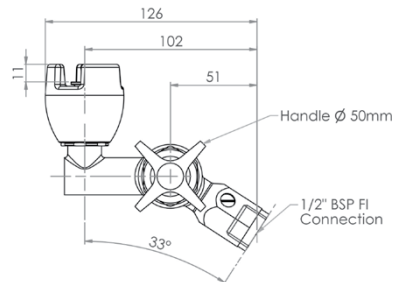
Top



Front



Side



45 Degree Lever Handle Bubbler With Silicone Mouthguard

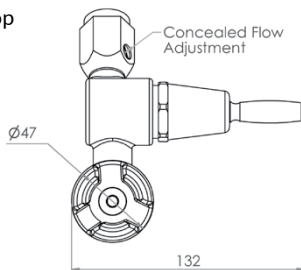


T-3MSS-BUBS45L

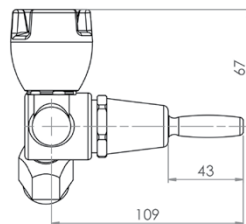
- Full S/S construction
- Self-closing valves for water efficiency
- Ideally suited for our PT-7 troughs
- Unique silicone mouthguard that protects teeth
- Working pressure range 150kPa-500kPa
- Maximum operating temperature 40 degrees
- WELS 6 Star 1.5LPM



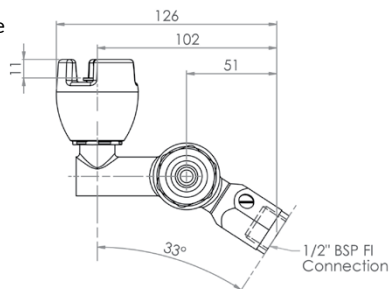
Top



Front



Side



45 Degree Push Button Bubbler With Silicone Mouthguard

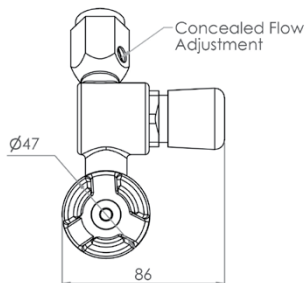


T-3MSS-BUBS45P

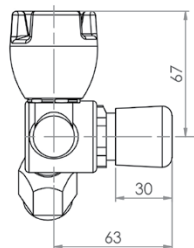
- Full S/S construction
- Self-closing valves for water efficiency
- Ideally suited for our PT-7 troughs
- Unique silicone mouthguard that protects teeth
- Working pressure range 150kPa-500kPa
- Maximum operating temperature 40 degrees
- WELS 6 Star 1.5LPM



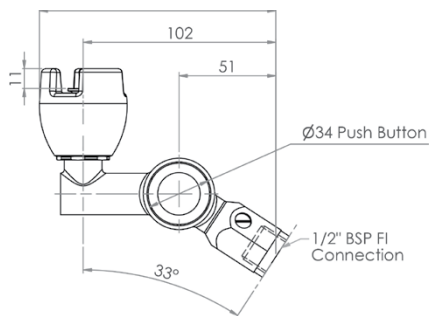
Top



Front



Side



Wall Mount Silicone Mouthguard Bubbler with Bench Mount Sensor

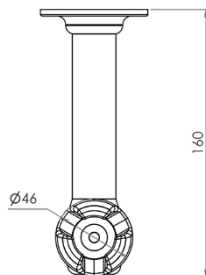


T-3MSS-BUB90SB (battery operated)

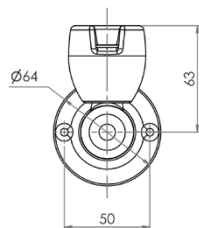
T-3MSS-BUB90SM (mains operated)

- Infrared 6 sec timed sensor
- Full S/S construction
- Equipped with 3monkeez sensor technology for hands-free operation
- Sensor is bench mounted
- Available as battery powered or mains operated
- ½" FI BSP Inlet
- Unique rubber mouthguard that protects teeth
- WELS 6 Star 1.5LPM
- Working pressure range 150kPa-500kPa
- Maximum operating temperature 40 degrees

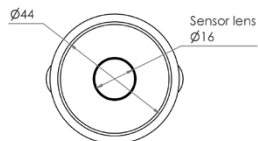
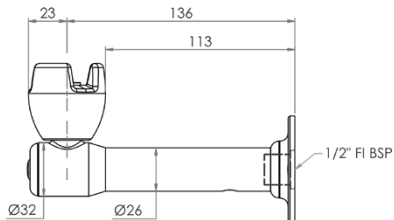
Top



Front



Side



Wall Mount Silicone Mouthguard Bubbler with Wall Mount Sensor



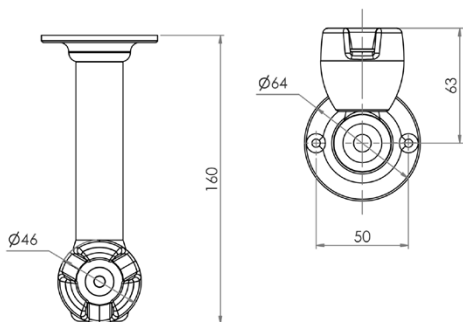
T-3MSS-BUB90SWB (battery operated)

T-3MSS-BUB90SWM (mains operated)

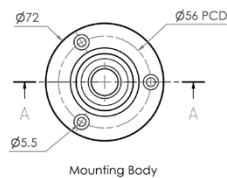
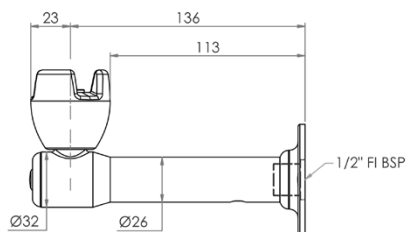
- Infrared 6 sec timed sensor
- Full S/S construction
- Equipped with 3monkeeZ sensor technology for hands-free operation
- Sensor is wall mounted
- Available as battery powered or mains operated
- ½" FI BSP Inlet
- Unique rubber mouthguard that protects teeth
- WELS 6 Star 1.5LPM
- Working pressure range 150kPa-500kPa
- Maximum operating temperature 40 degrees

Top

Front



Side



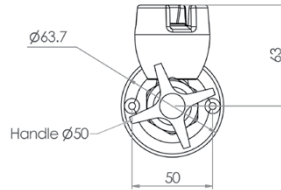
Wall Mount Cam Action Bubbler With Silicone Mouthguard



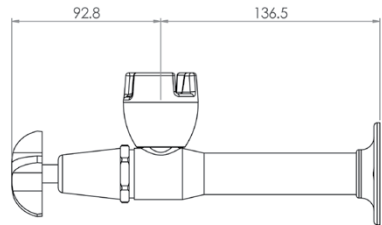
T-3MSS-BUB90C

- Full S/S construction
- Unique silicone mouthguard that protects teeth
- ½" FI BSP inlet
- Self-closing valves for water efficiency
- Working pressure range 150kPa-500kPa
- Maximum operating temperature 40 degrees
- WELS 6 Star 1.5LPM

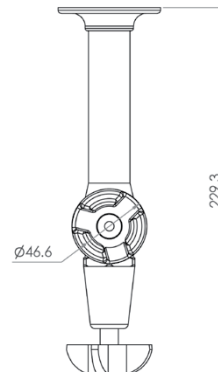
Front



Side



Top



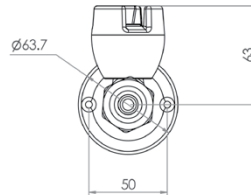
Wall Mount Lever Handle Bubbler With Silicone Mouthguard



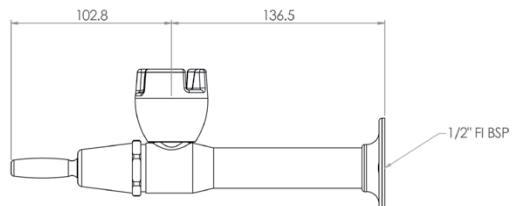
T-3MSS-BUB90L

- Full S/S construction
- Unique silicone mouthguard that protects teeth
- ½" FI BSP inlet
- Self-closing valves for water efficiency
- Working pressure range 150kPa-500kPa
- Maximum operating temperature 40 degrees
- WELS 6 Star 1.5LPM

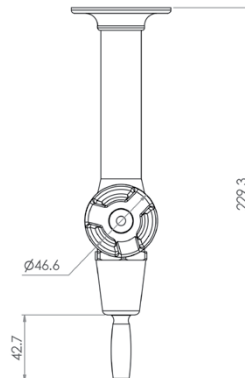
Front



Side



Top



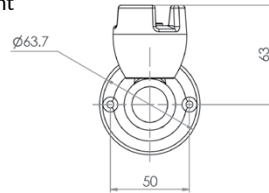
Wall Mount Push Button Bubbler With Silicone Mouthguard



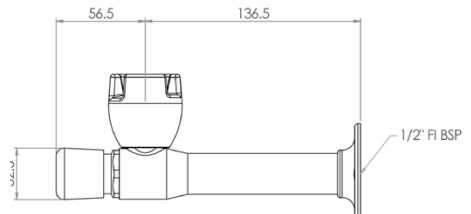
T-3MSS-BUB90P

- Full S/S construction
- Unique silicone mouthguard that protects teeth
- ½" FI BSP inlet
- Self-closing valves for water efficiency
- Working pressure range 150kPa-500kPa
- Maximum operating temperature 40 degrees
- WELS 6 Star 1.5LPM

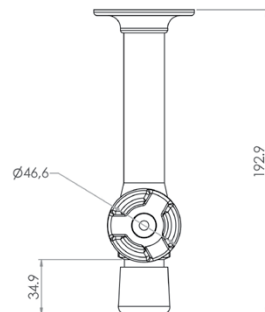
Front



Side



Top



Timed Sensor Compact Bubbler

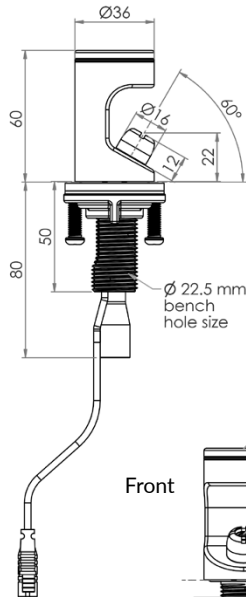
T-3MSS-BUBCSB (battery operated)

T-3MSS-BUBCSM (mains operated)

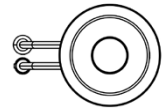
- Infrared 6 sec timed sensor
- Includes flexi hose – ½" FI BSP
- Full S/S construction
- WELS 6 Star 2.5LPM
- Working pressure range 150kPa-500kPa
- Maximum operating temperature 40 degrees



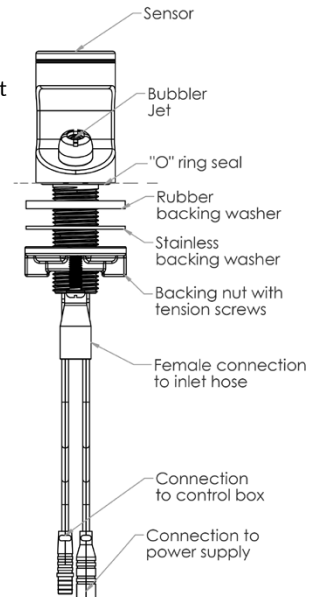
Side



Top



Front



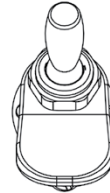
Compact Lever Handle Bubbler

T-3MSS-BUBCLH

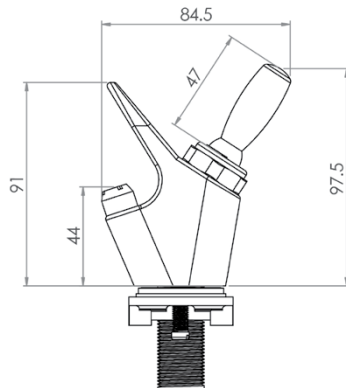
- Full S/S construction
- ½" MI BSP inlet
- Compact and hygienic
- WELS 6 Star 1.5LPM
- Working pressure range 150kPa-500kPa
- Maximum operating temperature 40 degrees



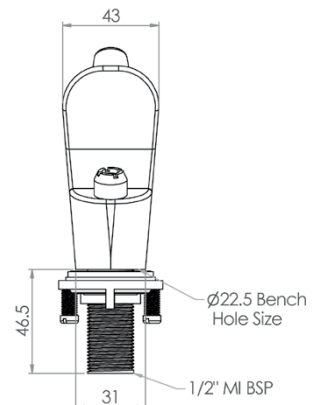
Top



Side



Front



Compact Push Button Bubbler

T-3MSS-BUBCPB

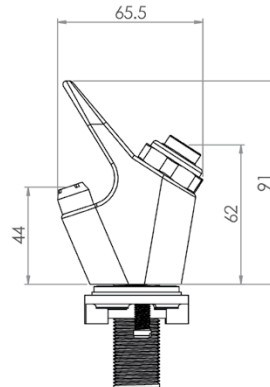
- Full S/S construction
- 1/2" MI BSP inlet
- Compact and hygienic
- WELS 6 Star 1.5LPM
- Working pressure range 150kPa-500kPa
- Maximum operating temperature 40 degrees



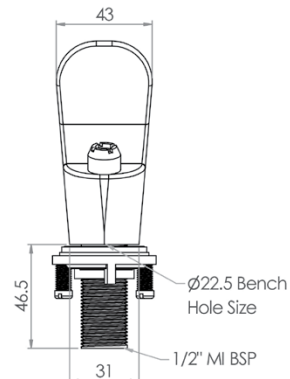
Top



Side



Front



Wall Mount Bottle Filler with Bench Mount Sensor

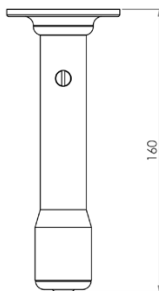


T-3MSS-BFSB (battery operated)

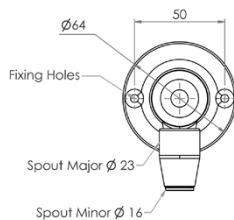
T-3MSS-BFSM (mains operated)

- Infrared 6 sec timed sensor
- Full S/S construction
- Equipped with 3monkeez sensor technology for hands-free operation
- Sensor is bench mounted
- Available as battery powered or mains operated
- ½" FI BSP Inlet
- WELS 6 Star 1.5LPM
- Working pressure range 150kPa-500kPa
- Maximum operating temperature 40 degrees

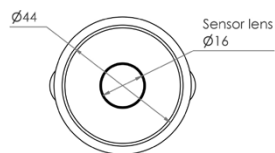
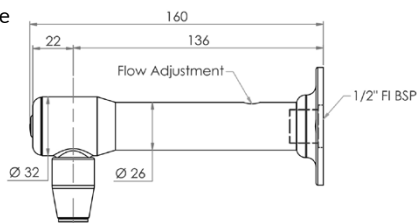
Top



Front



Side



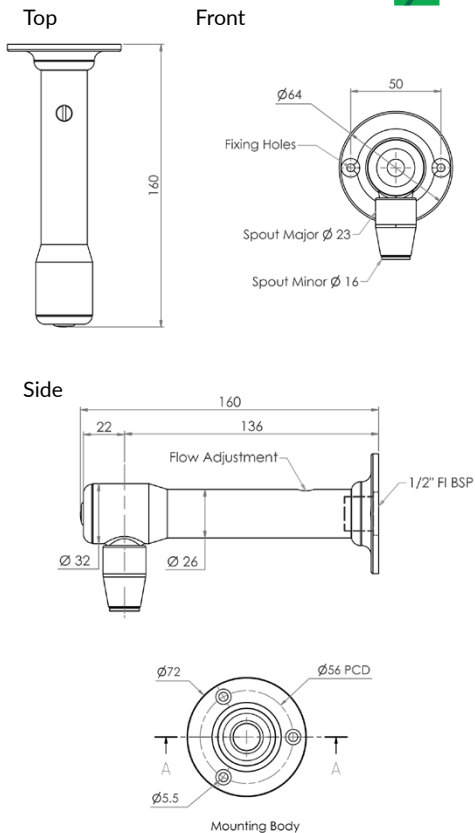
Wall Mount Bottle Filler with Wall Mount Sensor



T-3MSS-BFSWB (battery operated)

T-3MSS-BFSWM (mains operated)

- Infrared 6 sec timed sensor
- Full S/S construction
- Equipped with 3monkeez sensor technology for hands-free operation
- Sensor is wall mounted
- Available as battery powered or mains operated
- ½" FI BSP Inlet
- WELS 6 Star 1.5LPM
- Working pressure range 150kPa-500kPa
- Maximum operating temperature 40 degrees



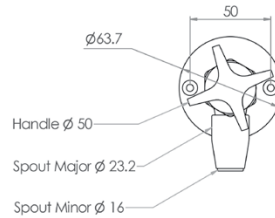
Wall Mount Cam Action Bottle Filler



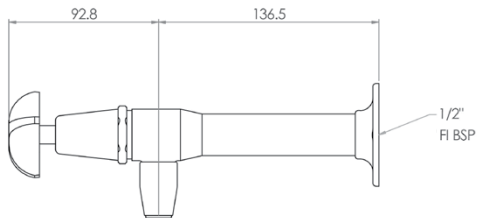
T-3MSS-BFC

- Full S/S construction
- ½" FI BSP inlet
- Self-closing valves for water efficiency
- WELS 6 Star 1.5LPM
- Working pressure range 150kPa-500kPa
- Maximum operating temperature 40 degrees

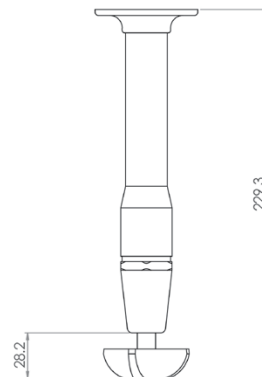
Front



Side



Top



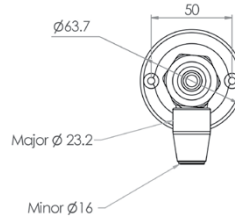
Wall Mount Lever Handle Bottle Filler



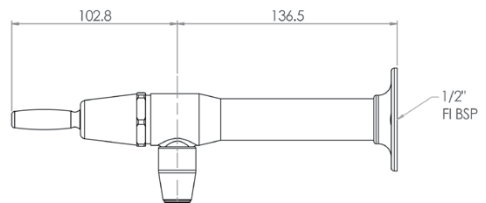
T-3MSS-BFL

- Full S/S construction
- ½" FI BSP inlet
- Self-closing valves for water efficiency
- WELS 6 Star 1.5LPM
- Working pressure range 150kPa-500kPa
- Maximum operating temperature 40 degrees

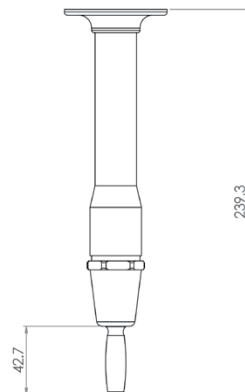
Front



Side



Top



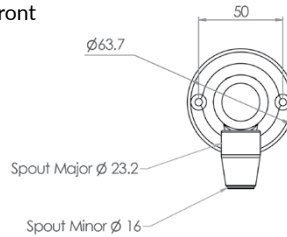
Wall Mount Push Button Bottle Filler



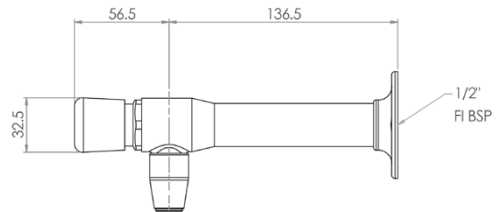
T-3MSS-BFP

- Full S/S construction
- ½" FI BSP inlet
- Self-closing valves for water efficiency
- WELS 6 Star 1.5LPM
- Working pressure range 150kPa-500kPa
- Maximum operating temperature 40 degrees

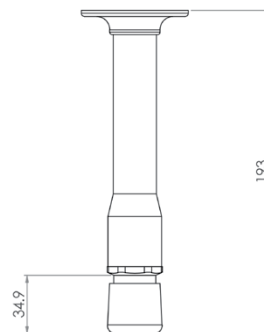
Front



Side



Top

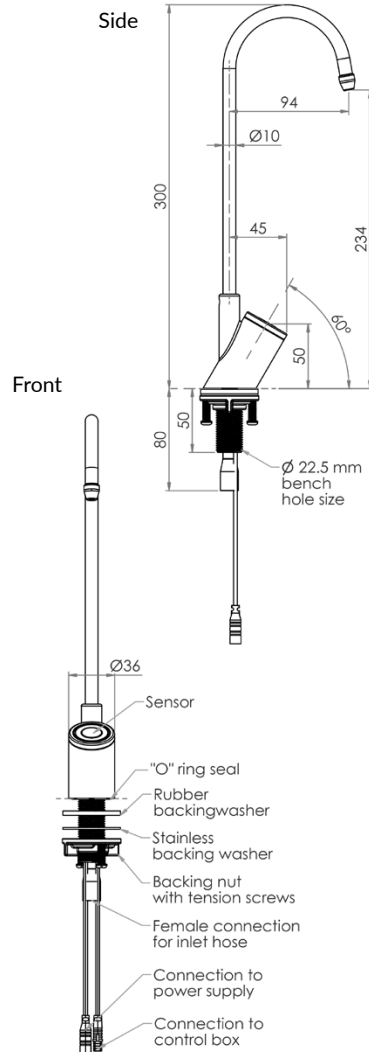


Bench Mount Sensor Bottle Filler

T-3MSS-HMSBFB (battery operated)

T-3MSS-HMSBFM (mains operated)

- Battery operated or mains powered
- Infrared sensor
- Spout locks into 8 different positions
- Includes flexi hose – ½" FI BSP
- Full S/S construction
- WELS 6 Star 2.5LPM
- Working pressure range 150kPa-500kPa
- Maximum operating temperature 70 degrees



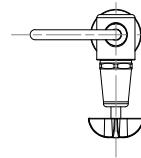
Bench Mount Stainless Steel Bottle Filler with Cam Handle



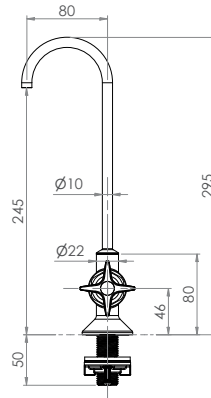
T-3MSS-HBFC

- Spout locks into 8 different positions
- Full S/S construction
- WELS 6 Star 3LPM
- Working pressure range 150kPa-500kPa
- Maximum operating temperature 40 degrees

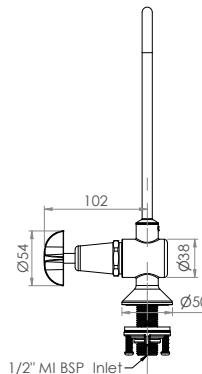
Top



Side



Front



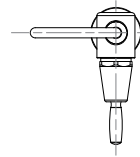
Bench Mount Stainless Steel Bottle Filler with Lever Handle



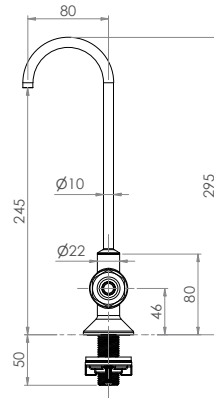
T-3MSS-HBFL

- Spout locks into 8 different positions
- Full S/S construction
- WELS 6 Star 3LPM
- Working pressure range 150kPa-500kPa
- Maximum operating temperature 40 degrees

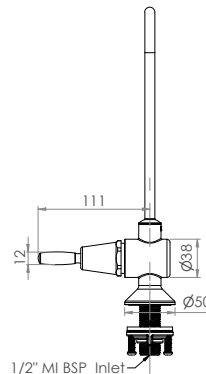
Top



Side



Front



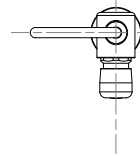
Bench Mount Stainless Steel Bottle Filler with Push Button



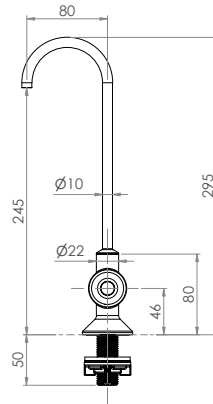
T-3MSS-HBFP

- Spout locks into 8 different positions
- Full S/S construction
- WELS 6 Star 3LPM
- Working pressure range 150kPa-500kPa
- Maximum operating temperature 40 degrees

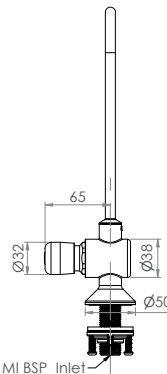
Top



Side



Front



Commercial Tapware



GUARDIAN[®] TAPWARE

Knee & Foot Valves

P-3MSS-FVM

- Foot/Knee Operated Valve 90 Degree Mount. 1/2" MI Connections.



P-3MSS-45B

- Angled floor bracket suits P-3MSS-FVATF, P-3MSS-FVATF and P-3MSS-FVM

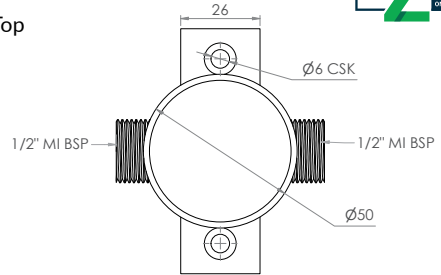


P-3MSSP-FVMTA

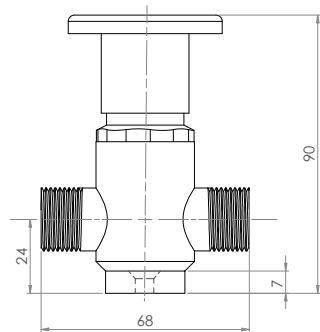
- Replacement top assembly



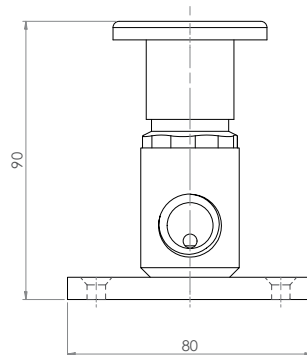
Top



Front



Side



Commercial Tapware



GUARDIAN[®] TAPWARE

Foot Operated Valve Kit

P-PTKNEEKIT-T (includes tempering valve)
P-PTKNEEKIT

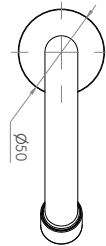
- Foot Operated Valve Kit.
 Includes 1x Foot Valve, 1x Spout (WELS 4star, 6.5LPM), 2x Cover Plates, 2x Mini Stops, 2x 1000mm Flexi Hoses



- Optional angled floor bracket P-3MSS-45B



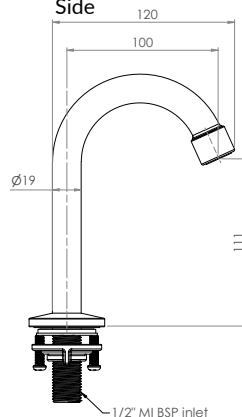
Top



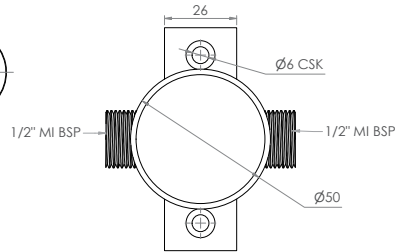
Front



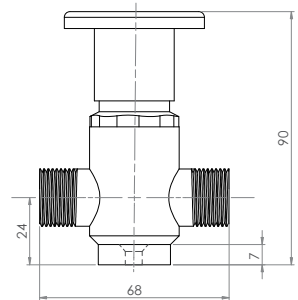
Side



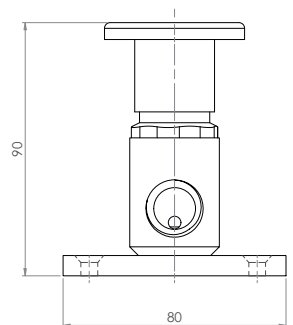
Top



Front



Side



Commercial Tapware



GUARDIAN[®] TAPWARE

Knee & Foot Valves

P-3MSS-FVTF

- 18 Second Timed Flow Foot/Knee Operated Valve 90 Degree Mount. 1/2" MI Connections.

P-3MSS-FVATF

- Adjustable Timed Flow Foot/Knee Operated Valve 90 Degree Mount. 1/2" MI Connections.



P-3MSS-45B

- Angled floor bracket suits P-3MSS-FVATF, P-3MSS-FVATF and P-3MSS-FVM

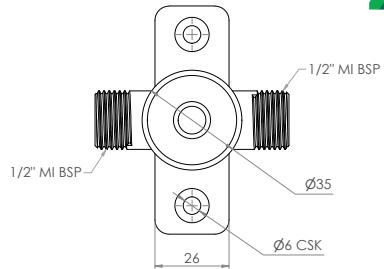


T-3MSSP-FVFTA T-3MSSP-FVAFTA

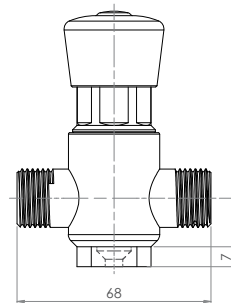
- Replacement top assembly



Top

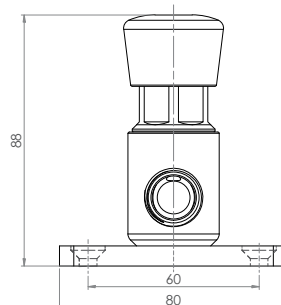


Front



Side


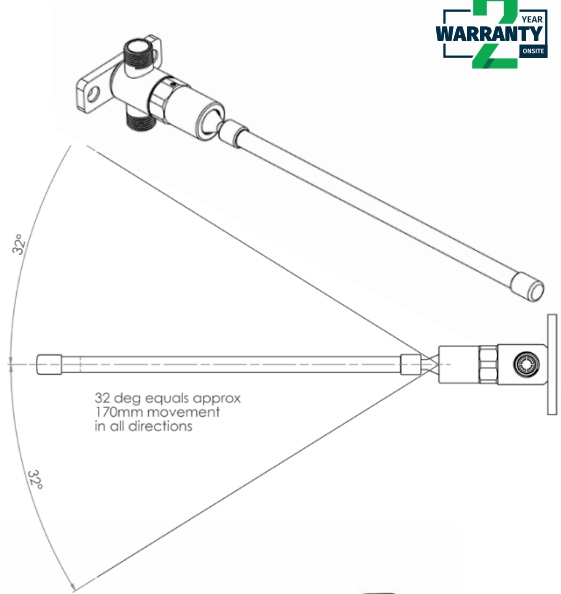
Choose cover cap to indicate temperature



Knee Operated Wand Valve

P-3MSS-KWA

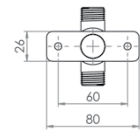
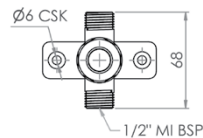
- Full S/S body with nylon wand
- Timed flow shut off
- Hands free operation
- Robust lever for heavy usage
- The knee lever can be operated in any direction to activate water flow
- Adjustable 0-18 seconds
- Working pressure range 150 – 500kPa



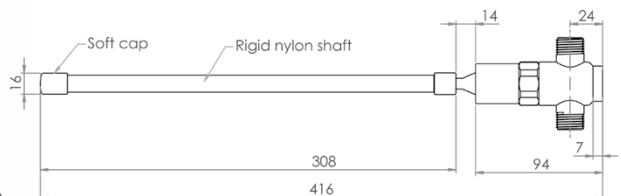
P-3MSSP-KW

- Replacement to wand and spring

Front



Top



T-3MSSP-BOBCART

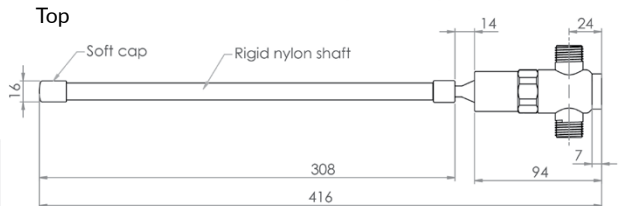
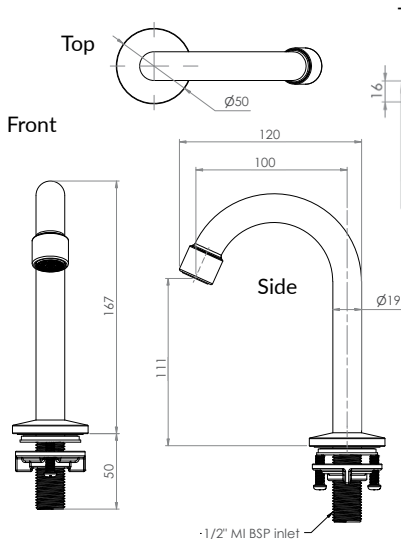
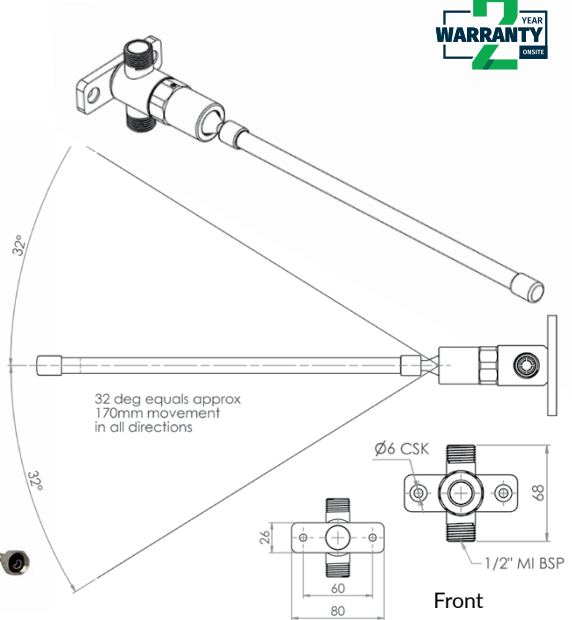
- Replacement Adjustable Timed Flow Cartridge



Knee Operated Valve Kit

TP08045K

- Knee Operated Valve Kit.
Includes 1x Knee Wand, 1x Spout (WELS 4star, 6.5LPM), 2x Cover Plates, 2x Mini Stops, 1x 300mm and 1x 450mm Flexi Hoses



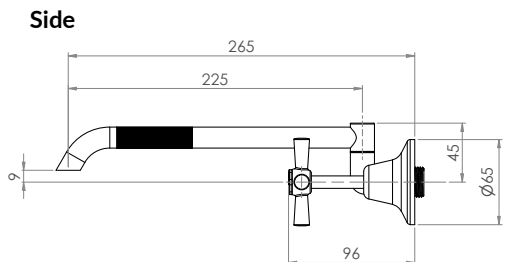
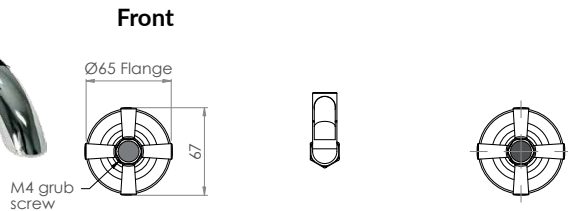
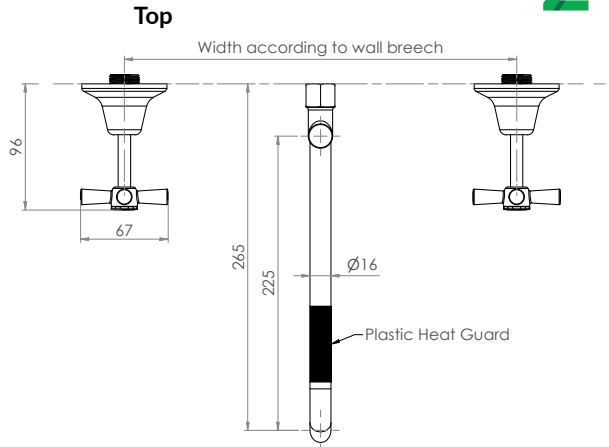
Commercial Tapware

Cleaners Sink Tap Set

T-3MCSTS (complete set)

T-3MCSS (spout only)

T-3MCSWS (wall stops only)



Commercial Tapware

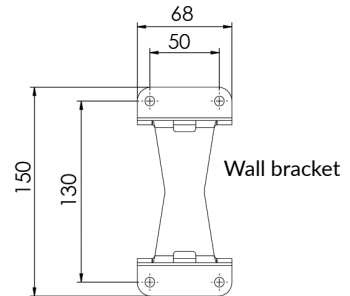
Hot Wash Reel & Trigger Valve

T-TWHWR1215SG (hot wash reel, hose and gun)

T-TWHWR1215 (hot wash reel and hose)

T-TWSGV65SVL (trigger gun)

- Reel hose is 12mm internal diameter x 15m length
- Reel has ½" FI BSP Inlet
- Reel has ½" MI BSP Outlet
- Trigger valve has ½" FI BSP Inlet
- Maximum Working pressure 550kPa
- Maximum operating temperature 80 degrees

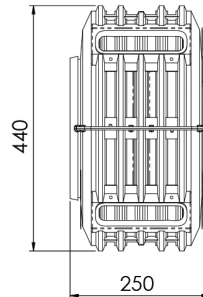


T-TWHWR1215
(Hot Wash Reel and Hose)

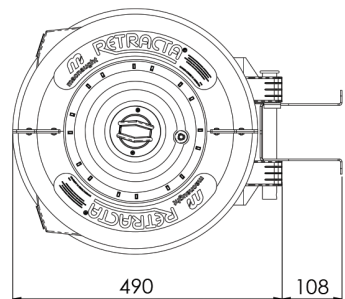


T-TWSGV65SVL
(Trigger Gun)

Front



Side



Glass & Jug Rinsers



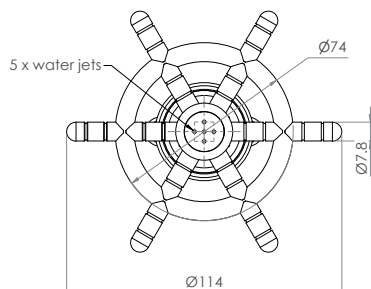
Glass/Milk Jug Rinser Valve Assembly with Actuator Star



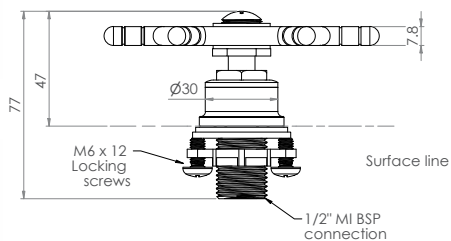
R-GRV

- 1/2" MI BSP connection
- 114mm star diameter
- Easy installation
- No sharp edges
- Minimum temperature - 5° celsius
- Maximum temperature - 55° celsius
- Watermarked

Top



Side



R-PRP-GRVKIT



R-PRP-ACTSTAR



* Exclusions apply.

Glass & Jug Rinsers

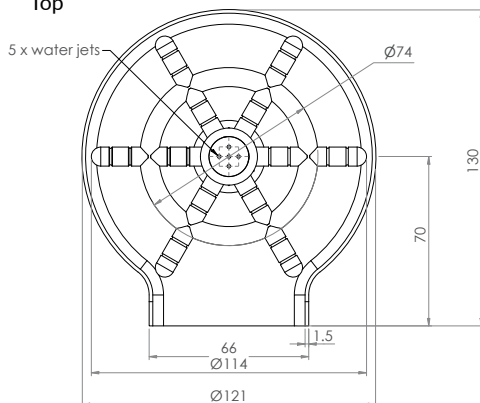


Kitchen Sink Glass Rinser with Round Drain Tray

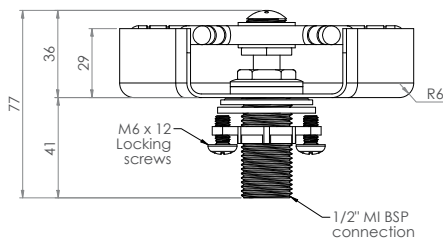
R-KGR-100

- 121mm diameter tray
- 1/2" MI BSP connection
- Easy installation
- Actuator star design helps to prevent the build up of milk residue
- Minimum temperature - 5° celsius
- Maximum temperature - 55° celsius
- 304 grade stainless steel tray
- Watermarked

Top



Side



R-PRP-GRVKIT



R-PRP-ACTSTAR



* Exclusions apply.

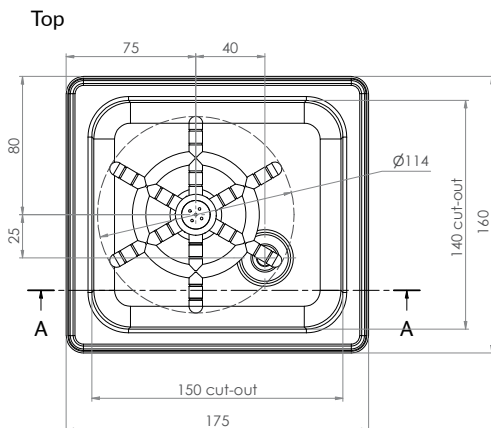
Glass & Jug Rinsers



Glass/Milk Jug Rinser Compact

R-PR-SJ150

- 114mm star diameter
- 1/2" MI BSP connection
- Includes drain elbow
- Easy installation
- Actuator star design helps to prevent the build up of milk residue
- No sharp edges; corners are rounded for safety
- Minimum temperature - 5° celsius
- Maximum temperature - 55° celsius
- 304 stainless steel tray
- Watermarked



R-PRP-GRVKIT



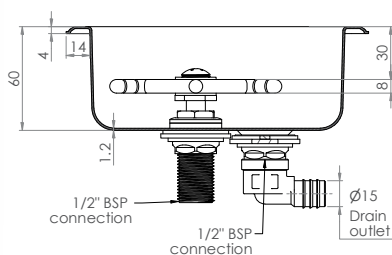
R-PRP-ACTSTAR



R-PRP-OUTLET



Side



* Exclusions apply.

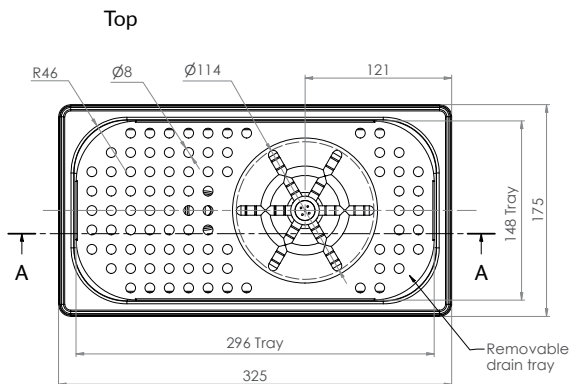
Glass & Jug Rinsers



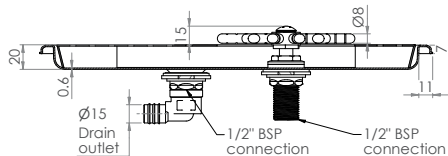
Glass/Milk Jug Rinser with Drain Tray

R-PR-SJD300

- 1/2" MI BSP connection
- Includes drain elbow
- 114mm star diameter
- Minimum temperature - 5° celsius
- Maximum temperature - 55° celsius
- Removable grate - makes cleaning easy
- 304 grade stainless steel tray
- Watermarked



Side



R-PRP-GRVKIT R-PRP-ACTSTAR R-PRP-OUTLET

* Exclusions apply.

Glass & Jug Rinsers

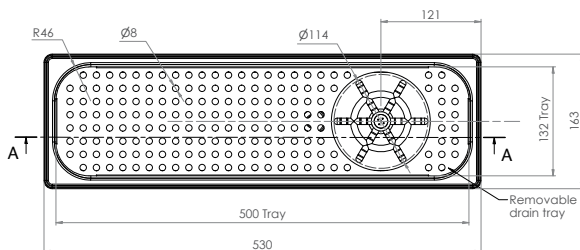


Glass/Milk Jug Rinser with Drain Tray

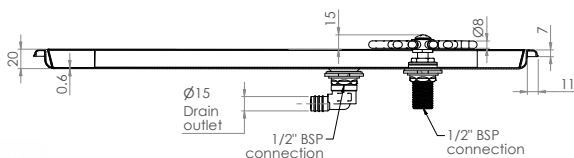
R-PR-SJD600

- 1/2" MI BSP connection
- Includes drain elbow
- 114mm star diameter
- Minimum temperature - 5° celsius
- Maximum temperature - 55° celsius
- Removable grate - makes cleaning easy
- 304 grade stainless steel tray
- Watermarked

Top



Side



R-PRP-GRVKIT R-PRP-ACTSTAR R-PRP-OUTLET

* Exclusions apply.

Accessories & Spare Parts



Comprehensive range of spare parts available



Accessories & Spare Parts



CLEANAJET®
STAINLESS STEEL

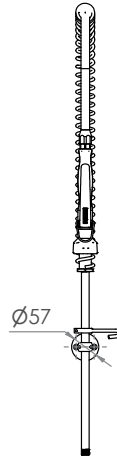
Pre-Rinse Sub Assembly

T-3M2928

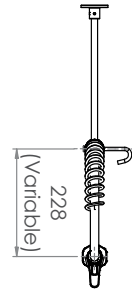
- Full S/S construction
- $\frac{3}{8}$ " MI BSP riser thread
- Equipped with a water saving 6 star 4.5LPM variable trigger valve
- Fully assembled and bench tested, with a unique traceable serial number
- Working pressure range 150kPa-500kPa
- Maximum operating temperature 80 degrees



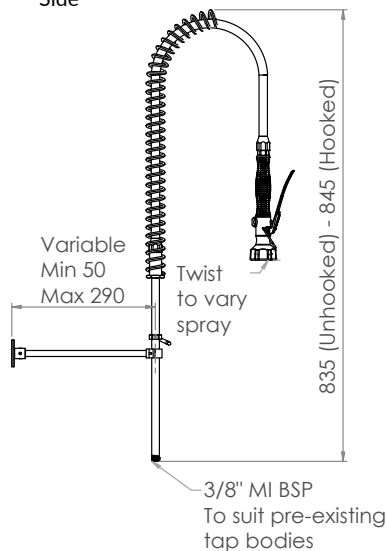
Front



Top



Side



Accessories & Spare Parts



CLEANAJET®
STAINLESS STEEL

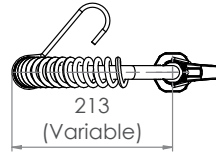
Compact Pre-Rinse Sub Assembly

T-3M2928-C

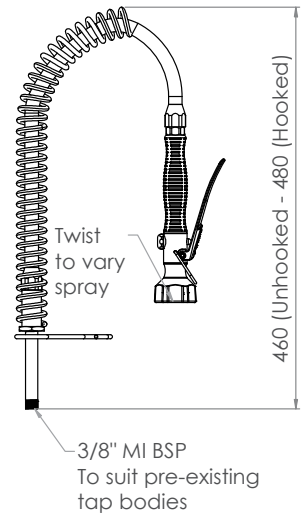
- Full S/S construction
- $\frac{3}{8}$ " MI BSP riser thread
- Equipped with a water saving 6 star 4.5LPM variable trigger valve
- Fully assembled and bench tested, with a unique traceable serial number
- Working pressure range 150kPa-500kPa
- Maximum operating temperature 80 degrees



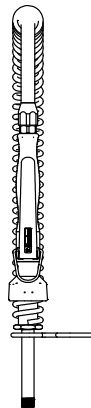
Top



Side



Front



Accessories & Spare Parts

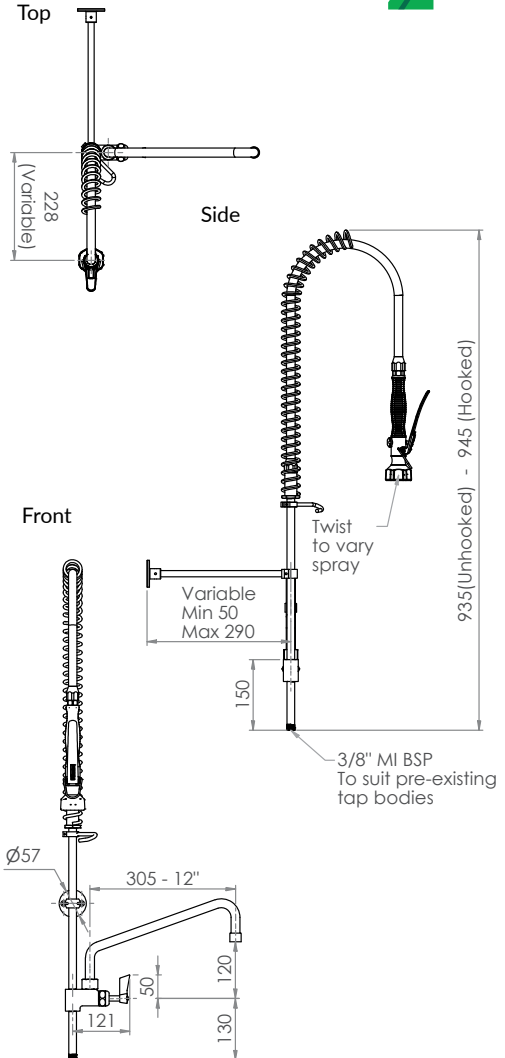


Pre-Rinse Sub Assembly with Pot Filler

T-3M2928-06 – 6" pot filler

T-3M2928-12 – 12" pot filler

- Full S/S construction
- $\frac{3}{8}$ " MI BSP riser thread
- Equipped with a water saving 6 star 4.5LPM variable trigger valve
- Available with 6" or 12" pot filler – 4 star 7.5LPM
- Fully assembled and bench tested, with a unique traceable serial number
- Working pressure range 150kPa-500kPa
- Maximum operating temperature 80 degrees



Accessories & Spare Parts



Compact Pre-Rinse Sub Assembly with Pot Filler



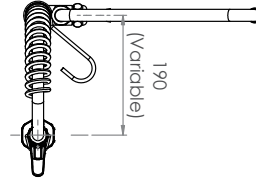
T-3M2928-06-C – 6" pot filler

T-3M2928-12-C – 12" pot filler

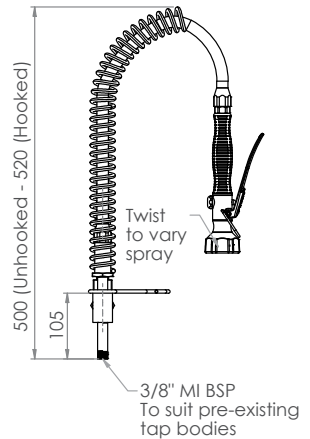
- Full S/S construction
- $\frac{3}{8}$ " MI BSP riser thread
- Equipped with a water saving 6 star 4.5LPM variable trigger valve
- Available with 6" or 12" pot filler – 4 star 7.5LPM
- Fully assembled and bench tested, with a unique traceable serial number
- Working pressure range 150kPa-500kPa
- Maximum operating temperature 80 degrees



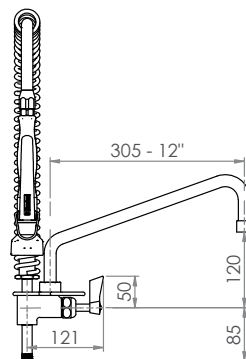
Top



Side



Front



Accessories & Spare Parts



GUARDIAN[®] TAPWARE

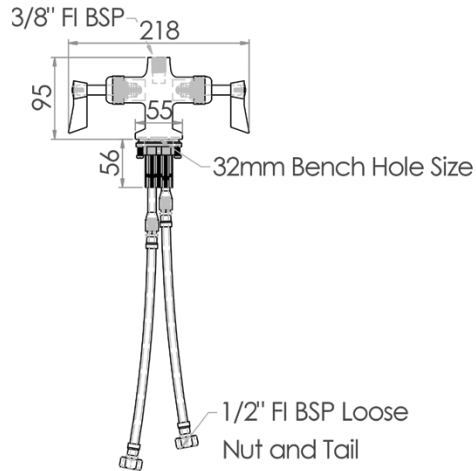
Dual Bench Mount Tap Body

T-3M63134

- Full S/S construction
- Dual bench tap body includes inlet hoses
- ½ turn rising spindles
- Inlet hoses have ½" FI BSP loose nut and tail
- ¾" FI BSP riser connection
- Working pressure range 150 – 500kPa
- Maximum hot water temperature – 80°C



Front



Top



Side



Accessories & Spare Parts



GUARDIAN[®] TAPWARE

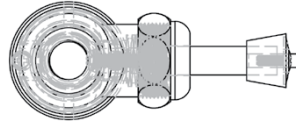
Single Bench Mount Body

T-3M63300

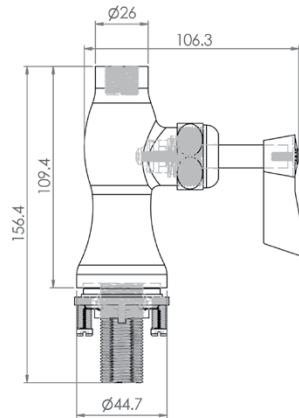
- Single bench mount with 1/2" MI BSP inlet
- 3/8" FI BSP Riser Connection
- 1/2 turn rising spindle



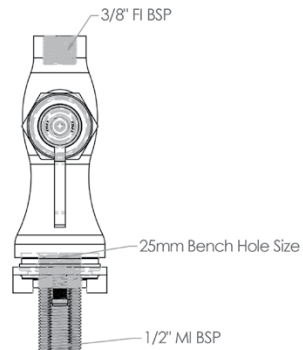
Top



Front



Side



Accessories & Spare Parts

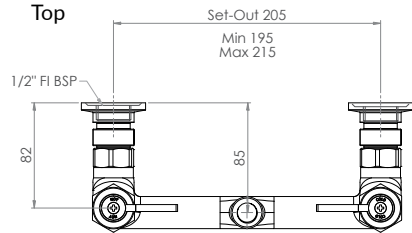


GUARDIAN[®] TAPWARE

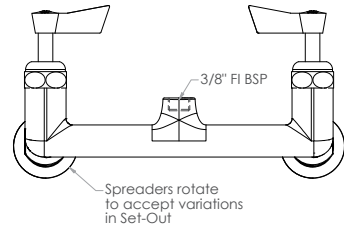
Exposed Wall Mount Tap Body

T-3M61689


- Full S/S construction
- Exposed wall mount tap body including spreaders and ½ turn rising spindles
- ½" FI BSP inlets
- ¾" FI BSP riser connection
- Working pressure range 150kPa-500kPa
- Maximum operating temperature 80 degrees



Front



Side



Accessories & Spare Parts



GUARDIAN[®] TAPWARE

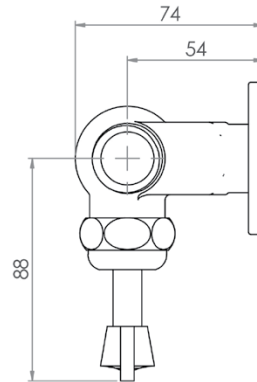
Single Wall Mount Body

T-3M63700

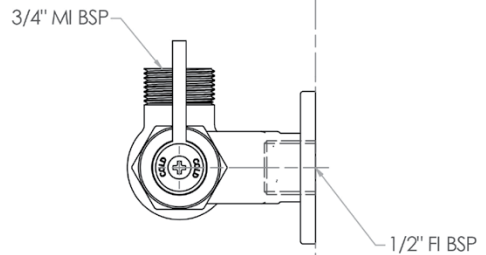
- Single wall mount with 1/2" FI BSP inlet
- 3/4" MI BSP outlet
- 1/2 turn rising spindle



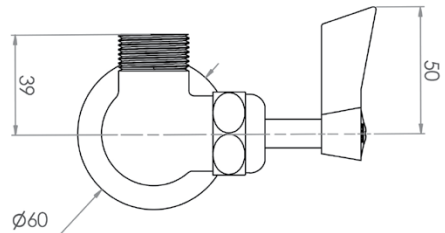
Top



Side



Front



Accessories & Spare Parts



GUARDIAN[®]
TAPWARE

Wall Elbow & Bench Outlet

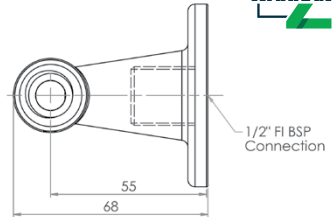
T-3MWELB-C - Wall Elbow

T-3M2927-AR - Bench Outlet

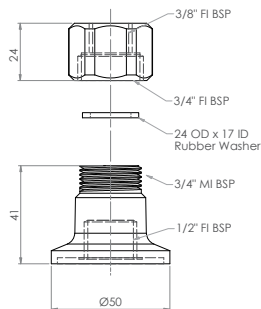
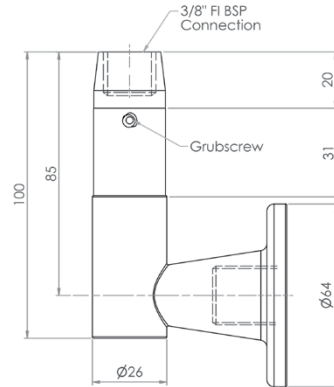
- Full S/S construction
- 1/2" FI BSP inlet
- 3/8" FI BSP riser connection



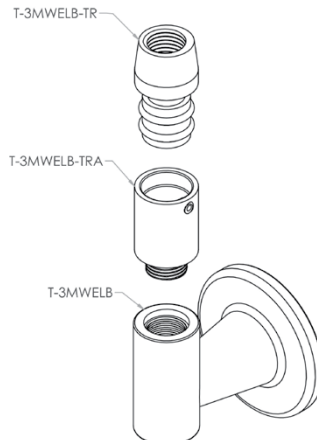
Top



Side



T-3M2927-AR



Accessories & Spare Parts



GUARDIAN[®]
TAPWARE

Lever Handle Top Assembly

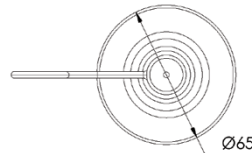
T-3M60200

Wall Top Assembly

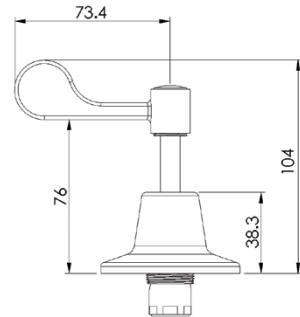
- ¼ turn ceramic disc lever handles
- Stainless steel outer, brass internals



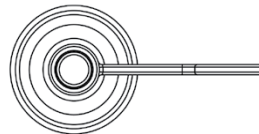
Front



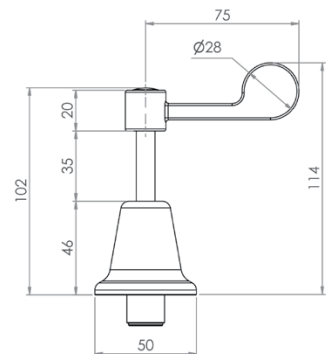
Top



Top



Front



T-3M60210

Basin Top Assembly

- ¼ turn ceramic disc lever handles
- Stainless steel outer, brass internals



Accessories & Spare Parts



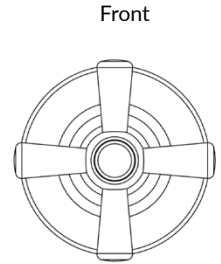
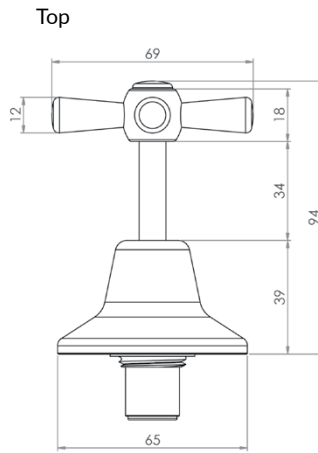
GUARDIAN[®]
TAPWARE

Cross Handle Top Assembly

T-3M60300

Wall Top Assembly

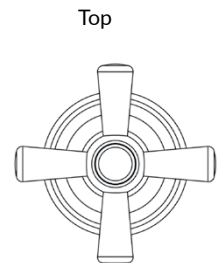
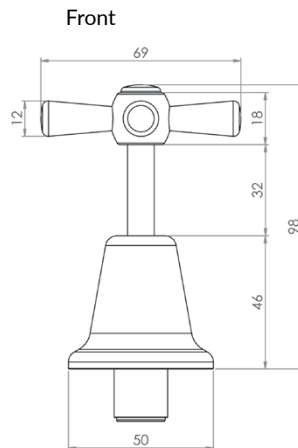
- ¼ turn ceramic disc cross handles
- Stainless steel outer, brass internals



T-3M60310

Basin Top Assembly

- ¼ turn ceramic disc cross handles
- Stainless steel outer, brass internals



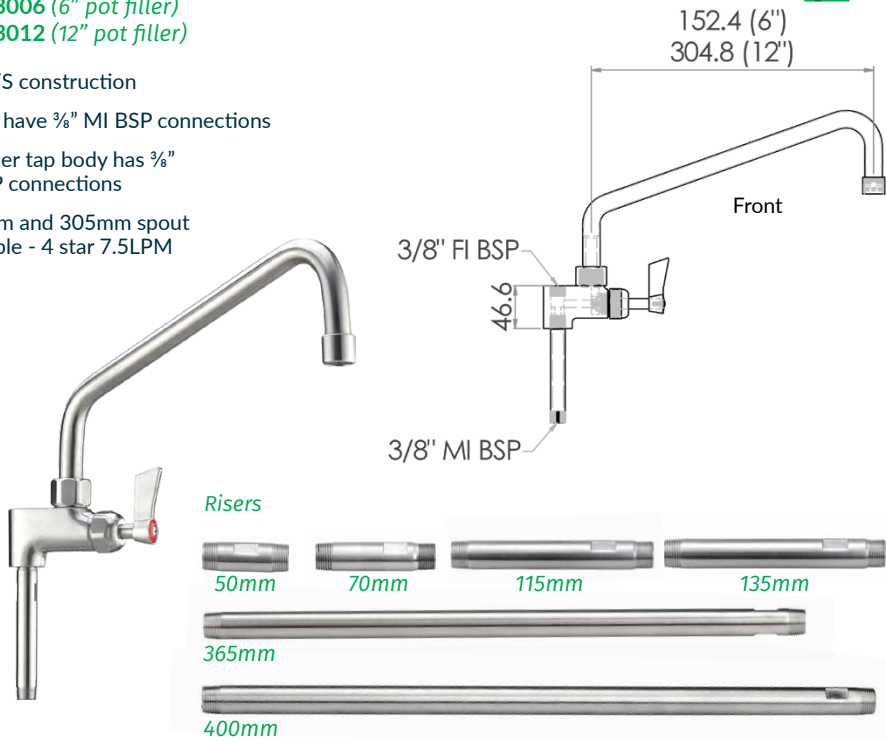
Accessories & Spare Parts



Pot Fillers & Risers

T-3M203006 (6" pot filler)
T-3M203012 (12" pot filler)

- Full S/S construction
- Risers have 3/8" MI BSP connections
- Pot filler tap body has 3/8" FI BSP connections
- 152mm and 305mm spout available - 4 star 7.5LPM



RISERS TO SUIT TAP BODY TO UNDERSIDE OF POT FILLER BODY	RISERS TO SUIT TOP SIDE OF POT FILLER BODY OR MAIN TAP BODY TO SPRING TO RISER ADAPTOR
T-3M2927-50	T-3M2927-50T
T-3M2927-70	T-3M2927-70T
T-3M2927-115	T-3M2927-115T
T-3M2927-135	T-3M2927-135T
	T-3M2927-365
	T-3M2927-400

Accessories & Spare Parts



CLEANAJET®
STAINLESS STEEL



Pre-Rinse Accessories

T-3M533814-B - SPRING TO RISER ADAPTOR

- Stainless steel construction
- Suits 3/8" MI BSP riser
- Suits 1/2" FI BSP pre-rinse hose

T-3M533814-B



T-3M8206 AND T-3M8206-C - HOSE HOOK

- Stainless steel construction
- Retains pre-rinse hose and trigger valve

T-3M8206



T-3M8206-C



T-3M2902-300 - WALL BRACKET 300MM LONG

- Stainless steel construction
- Adjustable - 50mm - 300mm

T-3M2902-300



T-3M8101 - SPRING GUARD

- Stainless steel construction
- Heavy duty
- Suits full pre-rinse

T-3M8101



T-3M8101-C



T-3M8101-C - SPRING GUARD FOR COMPACT

- Stainless steel construction
- Heavy duty
- Suits compact pre-rinse

Accessories & Spare Parts



CLEANAJET®
STAINLESS STEEL

Pre-Rinse Hoses

T-3M2914-C / T-3M2910
T-3M2911 / T-3M2912

- ½" FI BSP ends

T-3M2914-S-A

- Includes adaptors - ¼" MI BSP x ¾" MI UNS

T-3M561234

- Suits Fisher handle and ½" FI BSP Hose

T-3M561214

- Suits Fisher riser adaptor and ½" FI BSP Hose

T-3M56EN12

- Suits Encore and T&S riser adaptor and ½" FI BSP Hose

T-3M2914-C - 625MM
T-3M2910 - 1000MM
T-3M2912 - 1200MM
T-3M2911 - 1520MM



Also suits Enware, Galvin and Rinse-Maid

T-3M2914-S-A - 1000MM



Suits Fisher

T-3M561234



Adaptor
½" MI BSP x ¾" MI UNS

T-3M561214



Adaptor
½" MI BSP x ¼" MI BSP

T-3M56EN12



Adaptor
½" MI BSP x ¾" FI UNS



Accessories & Spare Parts



CLEANAJET®
STAINLESS STEEL

Tap Body Accessories



T-3M4016 - INLET HOSES (PAIR)

- ½" FI BSP loose nut and tail to M-10
- Suits T-3M63134

T-3M4016



T-3M2000-0001



T-3M2000-0001 - JUMPER VALVE AND SPRING

- Stainless steel
- Suits T-3M63134, T-3M61689, T-3M63300, T-3M63700, T-3M203006 and T-3M203012

T-3M2000-0002 - HANDLE ONLY - HOT

- Stainless steel
- Suits T-3M63134, T-3M61689, T-3M63300, T-3M63700, T-3M203006 and T-3M203012

T-3M2000-0002



T-3M2000-0003



T-3M2000-0003 - HANDLE ONLY - COLD

- Stainless steel
- Suits T-3M63134, T-3M61689, T-3M63300, T-3M63700, T-3M203006 and T-3M203012

T-3M2000-0004



T-3M2000-0005



T-3M2000-0004 - TAP BODY REPAIR KIT - HOT

- Stainless steel
- Suits T-3M63134 and T-3M61689

T-3M2000-0005 - TAP BODY REPAIR KIT - COLD

- Stainless steel
- Suits T-3M63134 and T-3M61689, T-3M63300 and T-3M63700

T-3M2000-0006 - POT FILLER REPAIR KIT

- Stainless steel
- Suits T-3M203006 and T-3M203012

T-3M2000-0006



T-3M5016



T-3M5016 - INLET HOSE

- ½" FI BSP loose nut and tail ends
- Suits T-3M63300

* Exclusions apply.

3monkeez.com.au

Accessories & Spare Parts

W
Lead Free



CLEANAJET®
STAINLESS STEEL

Trigger Valve & Handle

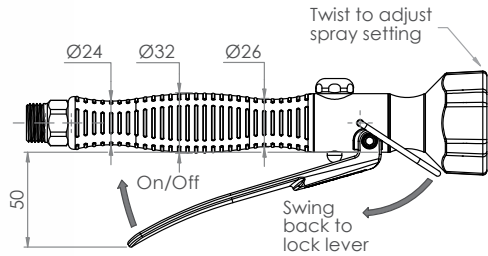


T-3M2951

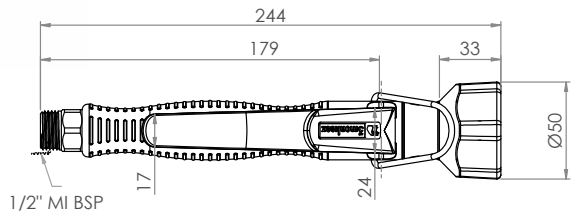
- Full S/S construction
- Self closing high water efficient 6 star 4.5LPM VARIABLE trigger valve
- Stay open clip for prolonged use



Side



Top



Accessories & Spare Parts



GUARDIAN[®] TAPWARE

Standard Spouts

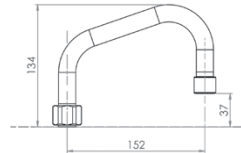


- Full S/S construction
- 6", 8" or 12" spout available - 4 star 7.5LPM

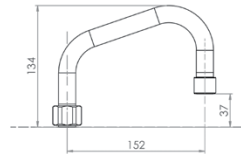
T-3M3006-SO - 6" Spout Only

T-3M3008-SO - 8" Spout Only

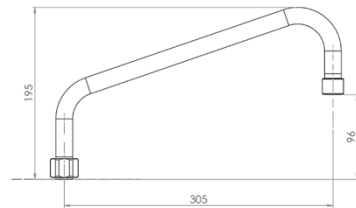
T-3M3012-SO - 12" Spout Only



T-3M006-SO



T-3M008-SO



T-3M012-SO



6" Spout (152mm)



8" Spout (203mm)



12" Spout (305mm)

T-3M1514

- 1x Food Grade Grease, 2x Pot Filler O Rings and 1x Pot Filler Circlip
- Suitable for: T-3M3006-SO, T-3M3008-SO, T-3M3012-SO, T-3M3007G-SO and T-3M3012G-SO



Accessories & Spare Parts



GUARDIAN[®] TAPWARE

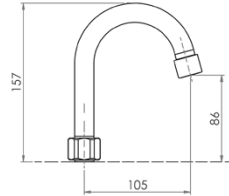
Gooseneck Spouts



- Full S/S construction
- 7" or 12" gooseneck spout available - 4 Star 7.5LPM

T-3M3007G-SO - 7" Gooseneck Spout Only

T-3M3012G-SO - 12" Gooseneck Spout Only

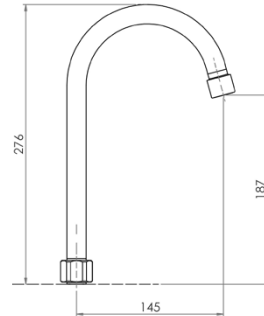


T-3M007G-SO



7" (178MM)
Gooseneck Spout

12" (305MM)
Gooseneck Spout



T-3M012G-SO

T-3M1514

- 1x Food Grade Grease, 2x Pot Filler O Rings and 1x Pot Filler Circlip
- Suitable for: T-3M3006-SO, T-3M3008-SO - 8", T-3M3012-SO, T-3M3007G-SO and T-3M3012G-SO



Accessories & Spare Parts



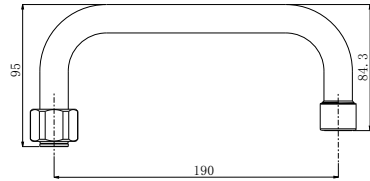
GUARDIAN[®] TAPWARE

Cleaner Sink Spouts and Accessories



T-3MSS-CSSEW

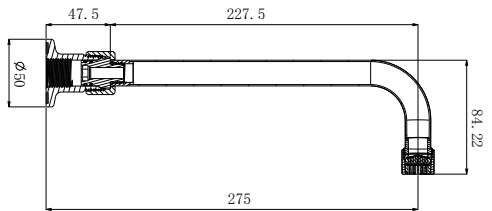
- Fixed Standard Spout Only
- Suits: T-3MCSKIT-E08



T-3MSS-CSSEW

T-3MSS-CSSCW

- Fixed Straight Spout With Wall Mount
- Suits: T-3MCSKIT-C08



T-3MSS-CSSCW

T-3MSS-CSTSB

- GUARDIAN- Cleaners Sink Tap Set Spout Bracket with Wall Mount Plate and Bucket Hook. 304 Grade S/S
- Suits: T-3MCSKIT-E08 and T-3MCSKIT-C08



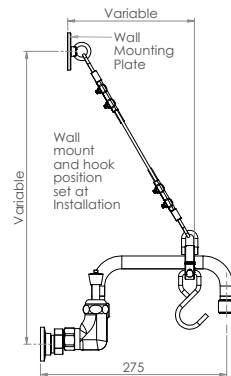
T-3MSS-CSSEW



T-3MSS-CSSCW



T-3MSS-CSTSB



T-3MSS-CSTSB

Accessories & Spare Parts



GUARDIAN[®] TAPWARE

Mixer Parts



T-3MSSP-BH

- Standard Handle Only For Mixers
- Suits: T-3MS4MIX, T-3MS6MIX, T-3MB4MIX and T-3MB6MIX




T-3MSSP-LH

- Lever Handle Only For Mixers
- Suits: T-3MLB4MIX and T-3MLB6MIX, T-3MLS4MIX and T-3MLS6MIX



T-3MSSP-MIXCART

- Cartridge and Nut For Mixers
- Suits: T-3MS4MIX, T-3MS6MIX, T-3MLB4MIX, T-3MLB6MIX, T-3MLS4MIX, T-3MLS6MIX, T-3MB4MIX and T-3MB6MIX





Top Assembly Parts

T-3M60200-CD-C

- COLD Cartridge
- Brass ¼ Turn Ceramic Disc
- Suits: T-3M60200, T-3M60210, T-3M60300 and T-3M60310



T-3M60200-CD-H

- HOT Cartridge
- Ceramic Disc Cartridge
- Brass ¼ Turn Ceramic Disc
- Suits: T-3M60200, T-3M60210, T-3M60300 and T-3M60310



T-3MSSP-TAF50

- Pair 50mm Diameter Flange
- Suits: T-3M60210 and T-3M60310 Basin Top Assemblies



T-3MSSP-TAF65

- Pair 65mm Diameter Flange
- Suits: T-3M60200 and T-3M60300 Wall Top Assemblies



Accessories & Spare Parts



GUARDIAN[®] TAPWARE

Pillar and Bib Tap Spare Parts



T-3MSSP-BOPMLH

- Stainless steel lever handle only suit bib or pillar tap
- Includes mechanical operation cartridge
- 304 Grade S/S

T-3MSSP-BOP18LH

- Stainless steel lever handle only suit bib or pillar tap
- Includes 18 second timed flow cartridge
- 304 Grade S/S

T-3MSSP-BOP6LH

- Stainless steel lever handle only suit bib or pillar tap
- Includes 6 second timed flow cartridge
- 304 Grade S/S

T-3MSSP-BOPALH

- Stainless steel lever handle only suit bib or pillar tap
- Includes adjustable timed flow cartridge
- 304 Grade S/S



T-3MSSP-BOPMPB

- GUARDIAN-Stainless Steel Push Button ONLY suit Bib or Pillar Tap
- Includes Mechanical Operation Cartridge
- 304 Grade S/S

T-3MSSP-BOP18PB

- Stainless Steel Push Button ONLY suit Bib or Pillar Tap
- Includes 18 Second timed flow cartridge
- 304 Grade S/S

T-3MSSP-BOP6PB

- Stainless Steel Push Button ONLY suit Bib or Pillar Tap
- Includes 6 Second Timed Flow Cartridge
- 304 Grade S/S

T-3MSSP-BOPAPB

- GUARDIAN-Stainless Steel Push Button ONLY suit Bib or Pillar Tap
- Includes Adjustable timed flow cartridge
- 304 Grade S/S

Accessories & Spare Parts



GUARDIAN[®] TAPWARE

Compact Bubbler Spare Parts



T-3MSSP-BOBCLH

- Compact bubbler lever handle only
- No spindle (SBA)
- 304 Grade S/S



T-3MSSP-BUBCLH

- Compact bubbler lever handle only
- Includes spindle (SBA)
- 304 Grade S/S



T-3MSSP-BOBCPB

- Compact bubbler push button only
- No spindle (SBA)
- 304 Grade S/S



T-3MSSP-BUBCPB

- Push button handle only for compact bubblers
- Includes spindle (SBA)
- 304 Grade S/S



Accessories & Spare Parts



GUARDIAN[®] TAPWARE

Bubbler and Bottle Filler Spare Parts



T-3MSSP-BOBCH

- Stainless steel bubbler cam handle only
- No spindle (SBA)
- Suit horizontal and 45 degree bubbler
- 304 Grade S/S



T-3MSSP-BUBCH

- Cam action handle only for bubblers
- Includes spindle (SBA)
- Suits horizontal & 45 degree bubblers
- 304 Grade S/S



T-3MSSP-BOBLH

- Stainless steel bubbler lever handle only
- No spindle (SBA)
- Suit horizontal and 45 degree bubbler
- 304 Grade S/S



T-3MSSP-BUBLH

- Lever handle only for bubblers
- Includes spindle (SBA)
- Suits horizontal & 45 degree bubblers
- 304 Grade S/S



T-3MSSP-BOBPB

- Stainless steel bubbler push button only
- No spindle (SBA)
- Suit horizontal and 45 degree bubbler
- 304 Grade S/S



T-3MSSP-BUBPB

- Push button handle only for bubblers
- Includes spindle (SBA)
- Suits horizontal & 45 degree bubblers
- 304 Grade S/S



Accessories & Spare Parts



GUARDIAN[®] TAPWARE

Bubbler and Bottle Filler Spare Parts

T-3MSSP-BUBSBA

- Bubbler/bottle filler (SBA)
- 304 Grade S/S



T-3MSSP-BFSG

- Bottle filler silicone guard only



T-3MSSP-BOBMM

- Bubbler metal mouthguard only
- Suit 45 degree bubbler
- 304 Grade S/S



T-3MSSP-BOBSM

- Bubbler silicone mouthguard only
- Suit horizontal bubbler
- Suits BUBS items
- 304 Grade S/S



T-3MSSP-BUB45MC

- Silicone mouthguard conversion kit to suit BUB 45 models.
- 304 Grade S/S and silicone



Accessories & Spare Parts



GUARDIAN[®]
TAPWARE

Timed 6 Second Sensor Conversion Kit with Bench Mount Sensor



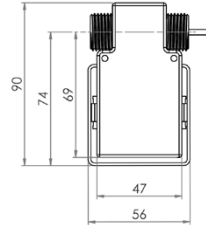
T-3MSSP-SCK-B (*battery operated*)

T-3MSSP-SCK-M (*mains operated*)

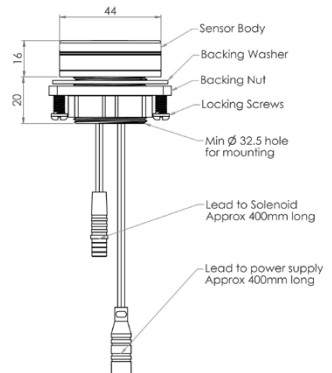
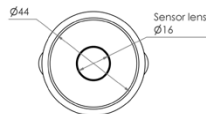

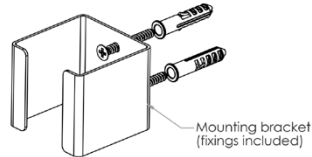
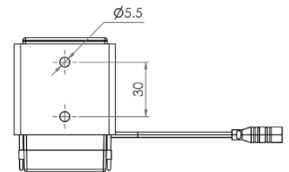
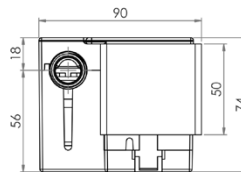
- Timed 6 Second Sensor Conversion Kit for 3monkeez Bib Taps, Pillar Taps, Standard Bubblers and Bottle Filler.
- Kit Includes Bench Mount Sensor, Solenoid with Case, Tap Control Cap, Battery Pack or Transformer



Top



Side



3monkeez.com.au

Accessories & Spare Parts



GUARDIAN[®]
TAPWARE

Timed 6 Second Sensor Conversion Kit with Wall Mount Sensor

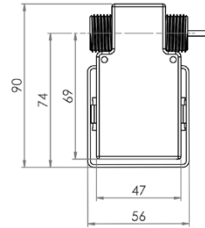


T-3MSSP-SWCK-B (battery operated)

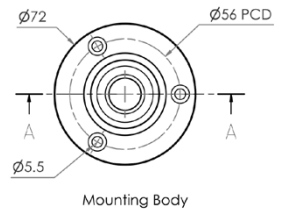
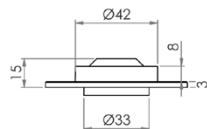

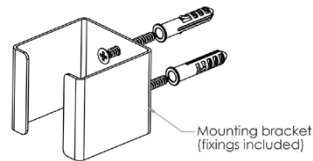
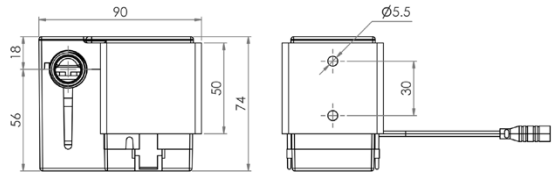
T-3MSSP-SWCK-M (mains operated)

- Timed 6 Second Sensor Conversion Kit for 3monkeez Bib Taps, Pillar Taps, Standard Bubblers and Bottle Filler.
- Kit Includes Wall Mount Sensor, Solenoid with Case, Tap Control Cap, Battery Pack or Transformer

Top



Side



3monkeez.com.au

Accessories & Spare Parts



GUARDIAN[®] TAPWARE

Sensor Tapware Spare Parts

T-3MSSP-HMST-M

- Sensor Tap Transformer with 800mm Cable

T-3MSSP-HMST-3M

- Sensor Tap Transformer with 3m Cable

T-3MSSP-HMST-BP

- Sensor Tap Battery Case and Batteries

T-3MSSP-HMST-CBS

- Sensor Tap Solenoid and Case

T-3MSSP-SEN6

- 6 Second Timed Flow Sensor Only for Bench or Boxed Splashback Installations

T-3MSSP-SENW6

- 6 Second Timed Flow Sensor Only for Wall Installations

T-3MSSP-SENEXT

- Pair Extension Cables to suit Sensor Range - 2m Length

T-3MSSP-BOSCAP

- 2x Caps with Indicators suit Sensor Range



T-3MSSP-HMST-M



T-3MSSP-HMST-3M



T-3MSSP-HMST-BP



T-3MSSP-HMST-CBS




T-3MSSP-SENW6



T-3MSSP-SEN6



T-3MSSP-SENEXT



T-3MSSP-BOSCAP





NSW 02 9627 6111
VIC 03 9357 6562
QLD 07 3881 0322

WA 08 6305 0681
SA 0417 731 718
ACT 0408 446 961

TAS 03 6344 7060
NT 0447 382 658
FNQ 07 4775 6956

3monkeez

www.3monkeez.com.au
sales@3monkeez.com.au